

# **Illustrated Parts Catalogue**

## **EXTRA 300L**

### **Doc. No. : EA-06703**

## Record of Revisions

Issue	Date	Approval	Date
1. Edition	19. Jun. 2002	LBA Approval (EB LBA.NJA.010)	19. Jun. 2002
2. Edition (illustrated)	16. Jun. 2008	EASA Major Change Approval No. EASA.A.C.08351	24. Jul. 2008
1. Revision	30. Sep. 2008	Approved under the Authority of DOA No. EASA.21J.073	30. Sep. 2008
2. Revision	16. Jan. 2009	EASA Major Change Approval No. EASA.A.C.10781	18. Feb. 2009
3. Revision	3. Jan. 2012	Approved under the Authority of DOA No. EASA.21J.073	12. Jan. 2012
4. Revision	25. Sep. 2013	Approved under the Authority of DOA No. EASA.21J.073	31. Oct. 2013
5. Revision	18. May 2015	The technical content of this document is approved under the authority of DOA N°. EASA.21J.073	03. Jun. 2015

## Log of Effective Pages

Page	Date	Page	Date
0-1 Title Page	16. June 2008	79-1 thru 79-3	16. January 2009
0-2 thru 0-3	18. May 2015	79-4	25. September 2013
0-4	25. September 2013		
0-5	3. January 2012		
0-6	16. June 2008		
23-1 thru 23-2	25. September 2013		
24-1 thru 24-2	16. January 2009		
24-3	3. January 2012		
24-4	16. January 2009		
25-1 thru 25-2	16. January 2009		
25-3 thru 25-6	18. May 2015		
27-1 thru 27-4	16. January 2009		
27-5 thru 27-7	25. September 2013		
27-8 thru 27-12	3. January 2012		
27-13 thru 27-19	25. September 2013		
28-1	16. January 2009		
28-2	3. January 2012		
28-3 thru 28-6	16. January 2009		
28-7 thru 28-14	3. January 2012		
31-1 thru 31-3	16. January 2009		
32-1	16. January 2009		
32-2 thru 32-10	18. May 2015		
33-1 thru 33-2	25. September 2013		
34-1 thru 34-2	16. January 2009		
34-3 thru 34-4	25. September 2013		
34-5	16. January 2009		
51-1	16. January 2009		
51-2 thru 51-3	25. September 2013		
51-4 thru 51-5	16. January 2009		
53-1 thru 53-5	16. January 2009		
55-1 thru 55-5	16. January 2009		
55-6 thru 55-7	18. May 2015		
57-1 thru 57-2	16. January 2009		
61-1	16. January 2009		
61-2 thru 61-3	3. January 2012		
71-1 thru 71-11	16. January 2009		
72-1	16. January 2009		
72-2	25. September 2013		
73-1	16. January 2009		
73-2	3. January 2012		
73-3 thru 73-4	18. May 2015		
73-5	3. January 2012		
73-6 thru 73-8	25. September 2013		
77-1	16. January 2009		
77-2 thru 77-3	25. September 2013		
78-1 thru 78-2	16. January 2009		

## Table of Contents

24	Electrical System .....	24-1
25	Equipment and Furnishings .....	25-1
27	Flight Controls.....	27-1
28	Fuel.....	28-1
31	Indicating/ Recording Systems .....	31-1
32	Landing Gear .....	32-1
33	Lights .....	33-1
34	Navigation.....	34-1
51	Standard Practices and Structures - General .....	51-1
53	Fuselage .....	53-1
55	Stabilizers .....	55-1
57	Wing .....	57-1
61	Propeller .....	61-1
71	Power Plant .....	71-1
72	Engine .....	72-1
73	Engine Fuel and Control .....	73-1
77	Engine Indicating .....	77-1
78	Exhaust.....	78-1
79	Oil .....	79-1

**Explanations to the EXTRA 300L Illustrated Parts Catalogue**

Concerning the chapter set-up and the structure of parts lists this Parts Catalogue has been prepared referring to the recommendations of the ATA 100 Specification.

So the respective system chapter can be selected from the table of contents to find the desired part.

Where possible the parts have been usefully sorted (e.g. from inboard to outboard, front to rear, center to periphery etc.) to make finding easier.

Independent parts, assemblies or groups of parts are generally divided by an empty line.

A dot in the nomenclature column at the beginning of a part designation means that this part is a constituent part of the next higher (minus one dot) assembly:

<b>Partnumber</b>	<b>Nomenclature</b>	<b>UpA</b>
53201.007-VB	tail wheel assembly	1
	<i>Attaching Parts</i>	
00433	bolt DIN912 M10x100	1
00419	washer DIN125 M10	2
00079	stop nut LN9348-10	1
	***	
53201.007-01	. LH wheel half	1
53201.007-02	. RH wheel half	1
53201.009	. spacer sleeve	1
00273	. bearing	2
00395	. solid rubber tire	1

Attaching Parts always refer to one single part, assembly or group of parts:

13105.005	bracket	4
	<i>Attaching Parts</i>	
00416	washer DIN125 5	2
00076	stop nut LN9348-05	2
	***	

(each bracket is attached by 2 washers and 2 stop nuts).

If LH/RH parts are described the Attaching Parts refer to one of it:

46304.000-01	pedal rear LH pre-assembled	1
46304.000-02	pedal rear RH pre-assembled	1
	<i>Attaching Parts</i>	
00595	bolt AN3-15A	4
00416	washer DIN125 5,3	8
00802	nut AN3 (MS21042-3)	4
	***	

(each pedal is attached by 4 bolts etc.)

Sometimes Attaching Parts refer to a group of parts. In this case these parts are not divided by an empty line:

02453	pulley AN210-3B (MS24566-3B)	4
26102.211	cable guide	4
	<i>Attaching Parts</i>	
02456	bolt AN4-10	1
00417	washer DIN125 6	2
00803	nut MS21042-4 Stop Metal	1
	***	

(One pulley together with one cable guide is attached by 1 bolt etc.)

Generally all parts are ready for installation, where necessary painted. A "K" as the last letter of the partnumber means, that this part is painted custom-specified.

Note: „UpA“ in the table headline means “Units per Assembly“

“eff” means “effective for serial number”

Chapter/Illustration	Partnumber	Nomenclature	UpA	eff
----------------------	------------	--------------	-----	-----


**24**


## **Electrical System**

<b>Chapter/Illustration</b>	<b>Partnumber</b>	<b>Nomenclature</b>	<b>UpA</b>	<b>eff</b>
<b>24-00</b>		<b>General</b>		
	00185	ignition switch	1	
	01602	toggle switch	5	
	00140	Press-To-Test Indicator Red	1	
	31526	circuit breaker 1 Amp	1	
	31508	circuit breaker 2 Amp	1	
	31507	circuit breaker 3 Amp	1	
	31506	circuit breaker 5 Amp	4	
	31505	circuit breaker 10 Amp	4	
	03618	circuit breaker 40 Amp	2	






Chapter/Illustration	Partnumber	Nomenclature	UpA	eff
<b>24-10</b>		<b>Generator Drive</b>		
	FT0001	alternator Bosch PN 0 120 489 935 (Bosch alternator)	1	
	67106.002	alternator strut (Bosch alternator)	1	
	67106.005	connecting sheet generator-starter (Bosch alternator)	1	
	67106.006	safety sheet (Bosch alternator)	1	
	03092	drive belt AVX 10x995LA (Bosch alternator)	1	
	67106.001	pulley	1	
	33558	alternator Prestolite PN 66021637 (Prestolite alternator)	1	
	66106.002	alternator strut (Prestolite alternator)	1	
	66106.003	alternator bracket (Prestolite alternator)	1	
	66106.004	bushing (Prestolite alternator)	1	
	66106.005	connecting sheet generator-starter (Prestolite alternator)	1	
	66106.007	Bolt (Prestolite alternator)	1	
	FT4050	drive belt AVX 10x900LA (Prestolite alternator)	1	
	FT0003	radial fan PN 1 126 610 046 (Prestolite alternator)	1	
	in 32712	safety sheet PN73383 (Prestolite alternator)	1	
	31608	condensator 2.2uF PN 0 290 800 052 (Prestolite alternator)	1	



Chapter/Illustration	Partnumber	Nomenclature	UpA	eff
<b>24-30</b>		<b>DC Generation</b>		
	03617	battery Concorde RG25 XC <i>Attaching Parts</i>	1	
	73206.010-LK	battery frame for Concorde RG25XC (painted)	1	
	73206.012-R-VB	threaded rod RH for battery frame pre-assembled	2	
	73206.012-L-VB	threaded rod LH for battery frame pre-assembled ***	2	
	30830	Volt/Amp. Instrument digital	1	

**Chapter/Illustration****Partnumber****Nomenclature****UpA****eff****25****Equipment and  
Furnishings**

Chapter/Illustration	Partnumber	Nomenclature	UpA	eff
<b>25-10</b>		<b>Flight Compartment</b>		
	76201.206-LK	backrest rear seat (painted) <i>Attaching Parts</i>	1	
	76201.002-01	Pip Pin 6,35x38,1 with cable	2	
	76201.002-02	Pip Pin 6,35x38,1 with cable	2	
		***		
	76201.020-LK	adjusting tube (painted) <i>Attaching Parts</i>	2	
	00053	bolt LN9037-06038	1	
	01228	washer DIN 988 1,2 x 6 x 12	2	
	00077	nut LN9348-06	1	
		***		
	76201.004-LK	rear seat (painted) <i>Attaching Parts</i>	1	
	76201.002-01	Pip Pin 6,35x38,1 with cable	2	
	00053	bolt LN9037-06038	2	
	01228	washer DIN 988 1,2 x 6 x 12	2	
	00077	nut LN9348-06	2	
		***		


Chapter/Illustration	Partnumber	Nomenclature	UpA	eff
	76201.010-LK	suspension rear seat <i>Attaching Parts</i>	1	
	02460	bolt LN9037-08048 (drill hole for safety wire)	2	
	00418	washer DIN125 - A 8,4 - 140 HV - galZnC ***	2	
	76201.202-VB	bracket (300L without subpanel) <i>Attaching Parts</i>	2	
	00038	bolt LN9037-05030	1	
	00416	washer	1	
	00936	washer DIN9021 5,3x15x1,2 galZnC	1	
	00076	nut LN9348-05 Polystop ***	1	
	86403.021-LK	bracket (300L with subpanel) <i>Attaching Parts</i>	2	
	00038	bolt LN9037-05030	1	
	00416	washer	1	
	00936	washer DIN9021 5,3x15x1,2 galZnC	1	
	00076	nut LN9348-05 Polystop ***	1	
		FK0002 (grey) or FK0019 (red/blue)	rear seat belt assy with ratchet	1
		. 1011230 and 1113012-1	harness, seatbelt (3 without ratchet / 1 with ratchet)	1



Chapter/Illustration	Partnumber	Nomenclature	UpA	eff
	. 1CS924-N, obsolete, replaced by 1CS924-D	crotch strap (8mm hole)	1	=<045
	. 1CS924-D	crotch strap (1/4" hole)	1	>045
	. 1H5630-3	shoulder harness	2	
		<i>Attaching Parts</i>		
	NL4017	bolt LN9037-08022	4	
	00418	washer DIN125 M8	4	
	01303	washer DIN9021 8,4x24	2	
	00078	stop nut LN9348-08	4	
	00078	stop nut LN9348-08	1	=<045
	01303	washer DIN9021 8,4x24	1	=<045
	00803	stop nut MS21042-4	1	>045
	01227	washer DIN9021 6,4x18	1	>045
		***		
	76201.003-LK	front seat (painted)	1	
		<i>Attaching Parts</i>		
	00118	bolt AN526C-1032-R8	6	
	00298	special washer	6	
		***		
	PC-00941	front seat belt assy without ratchet	1	
	. 1011230	harness, seatbelt (4 without ratchet)	1	
	. 1CS924-N, obsolete, replaced by 1CS924-D	crotch strap (8mm hole)	1	=<045
	. 1CS924-D	crotch strap (1/4" hole)	1	>045
	. H3030-3	shoulder harness	2	
		<i>Attaching Parts</i>		
	NL4017	bolt LN9037-08022	2	
	00057	bolt LN9037-08026	2	
	00418	washer DIN125 M8	4	
	01303	washer DIN9021 8,4x24	6	
	00078	stop nut LN9348-08	4	



Chapter/Illustration	Partnumber	Nomenclature	UpA	eff
	00078	stop nut LN9348-08	1	=<045
	01303	washer DIN9021 8,4x24	1	=<045
	00803	stop nut MS21042-4	1	>045
	01227	washer DIN9021 6,4x18	1	>045
		***		
	FK0004 (grey) or FK0020 (red/blue)	front seat belt assy with ratchet	1	
				
	. 1011230 and 1113012-1	harness, seatbelt (3 without ratchet / 1 with ratchet)	1	
	. 1CS924-N, obsolete, replaced by 1CS924-D	crotch strap (8mm hole)	1	=<045
	. 1CS924-D	crotch strap (1/4" hole)	1	>045
	. H3030-3	shoulder harness	2	
		<i>Attaching Parts</i>		
	NL4017	bolt LN9037-08022	2	
	00057	bolt LN9037-08026	2	
	00418	washer DIN125 M8	4	
	01303	washer DIN9021 8,4x24	6	
	00078	stop nut LN9348-08	4	
	00078	stop nut LN9348-08	1	=<045
	01303	washer DIN9021 8,4x24	1	=<045
	00803	stop nut MS21042-4	1	>045
	01227	washer DIN9021 6,4x18	1	>045
		***		
	02447	map	1	
		<i>Attaching Parts</i>		
	00202	bolt AN3-3A	3	
	00564	washer DIN9021 M5x20	3	
		***		

---

Chapter/Illustration	Partnumber	Nomenclature	UpA	eff
	01234	eye ball vent	4	
		<i>Attaching Parts</i>		
	01405	bolt MS24693-S271 ***	4	



**Chapter/Illustration****Partnumber****Nomenclature****UpA****eff****27****Flight Controls**

Chapter/Illustration	Partnumber	Nomenclature	UpA	eff
<b>27-00</b>		<b>General</b>		
	46205.000-VS	torque tube (painted) <i>Attaching Parts</i>	1	
	01227	washer DIN9021 M6x20	1	
	00417	washer DIN125 6	1	
	00077	stop nut LN9348-06 ***	1	
	00437	torque cover leather	1	
	43205.007	front bearing block (top and bottom halve)	1	
	00274	bearing <i>Attaching Parts</i>	1	
	00062	bolt LN9037-06070	2	
	00937	washer DIN988 6x0.5	2	
	00077	stop nut LN9348-06 ***	2	
	43205.008	rear bearing block (top and bottom halve) <i>Attaching Parts</i>	1	
	00062	bolt LN9037-06070	2	
	00937	washer DIN988 6x0.5	2	
	00077	stop nut LN9348-06 ***	2	
	43203.000-LK	front control stick	1	


Chapter/Illustration	Partnumber	Nomenclature	UpA	eff
	01666	rubber handle	1	
	43204.002	switch adapter <i>Attaching Parts</i>	1	
	00041	bolt LN9037-05054	1	
	00416	washer DIN125 5	2	
	00076	stop nut LN9348-05	1	
	01985	cushioned clamp MS21919DG2 ***	1	
	46204.000-LK	rear control stick	1	
	01666	rubber handle	1	
	43204.002	switch adapter <i>Attaching Parts</i>	1	
	00041	bolt LN9037-05054	1	
	00416	washer DIN125 5	2	
	00076	stop nut LN9348-05	1	
	01985	cushioned clamp MS21919DG2 ***	1	
	00548	elevator travel stop bolt DIN933 M6x40	2	
	01228	washer DIN988 6x1,2	2	
	01109	nut DIN934 M6	2	
		43205.010-VB	aileron travel stop assembly	2

<b>Chapter/Illustration</b>	<b>Partnumber</b>	<b>Nomenclature</b>	<b>UpA</b>	<b>eff</b>
-----------------------------	-------------------	---------------------	------------	------------

**Chapter/Illustration      Partnumber      Nomenclature      UpA      eff**

**27-10**

**Aileron & Tab**



46501.000-06-LK      control rod 532mm (painted)      2

00242      rod ends male threaded      4

500015      nut DIN439 M8 galZnC      4

*Attaching Parts*

00047      bolt LN9037-06026      2

00937      washer DIN988 6x0.5      2

00417      washer DIN125-6,4      2

00077      nut LN9348-06      2

\*\*\*

43202.002-LK      inboard wing bellcrank      2

*Attaching Parts*

00042      bolt LN9037-05065      1

00416      washer DIN125 5      2

00076      stop nut LN9348-05      1

\*\*\*

13105.005      bracket      4

*Attaching Parts*

00416      washer DIN125 5      2

00076      stop nut LN9348-05      2

\*\*\*

46501.000-07-LK      control rod 1884mm (painted)      2

00242      rod ends male threaded      4

500015      nut DIN439 M8 galZnC      4

*Attaching Parts*


00047      bolt LN9037-06026      2

00937      washer DIN988 6x0.5      2

00417      washer DIN125-6,4      2

00077      nut LN9348-06      2


\*\*\*

Chapter/Illustration	Partnumber	Nomenclature	UpA	eff
	43202.003-LK	outboard wing bellcrank <i>Attaching Parts</i>	2	
	00042	bolt LN9037-05065	1	
	00416	washer DIN125 5	2	
	00076	stop nut LN9348-05 ***	1	
	13105.005	bracket <i>Attaching Parts</i>	4	
	00416	washer DIN125 5	2	
	00076	stop nut LN9348-05 ***	2	
	46501.000-08-LK	control rod 420mm (painted)	2	
	00242	rod ends male threaded	4	
	500015	nut DIN439 M8 galZnC <i>Attaching Parts</i>	4	
	00047	bolt LN9037-06026	2	
	00937	washer DIN988 6x0.5	2	
	00417	washer DIN125 6,4	2	
	00077	nut LN9348-06 ***	2	
	16302.000-VS-L	linkage with spade arm LH	1	
	16302.000-VS-R	linkage with spade arm RH <i>Attaching Parts</i>	1	
	01177	maschine screw AN526-1032-R6	1	
	00416	washer DIN125 5	2	
	00298	special washer	1	
	00418	washer DIN125 6	2	
	00077	stop nut LN9348-06	2	
	13301.003	threaded bushing / glue-in- type ***	1	


16302.006-VF	spade	2
	<i>Attaching Parts</i>	
00033	bolt LN9037-05020	3
00416	washer DIN125 5	3
00564	washer DIN9021 5x20	6
00076	stop nut LN9348-05	3
	***	
16301.000-01	aileron LH	1
16301.000-02	aileron RH	1
	<i>Attaching Parts</i>	
00037	bolt LN9037-05028 (inboard and outboard hinge)	2
00416	washer DIN125 5	4
00076	stop nut LN9348-05	2
00036	bolt LN9037-05026 (center hinge)	1
00416	washer DIN125 5	2
00076	stop nut LN9348-05	1
	***	
13105.004-01	. bracket inboard	2
	<i>Attaching Parts</i>	
00417	. washer DIN125 6	2
00077	. stop nut LN9348-06	2
	***	
13105.004-02	. bracket outboard	2
	<i>Attaching Parts</i>	
00417	. washer DIN125 6	2
00077	. stop nut LN9348-06	2
	***	

**27-20**

**Rudder & Tab**



46304.000-01 pedal rear LH pre-assembled 1



46304.000-02 pedal rear RH pre-assembled 1

*Attaching Parts*

00595 bolt AN3-15A 4

00416 washer DIN125 5,3 8

00802 nut AN3 (MS21042-3) 4  
 \*\*\*

FB0001 . master cylinder  
 MATCO MC-4E 1

*Attaching Parts*

00035 . bolt LN9037-05024 1

00416 . washer DIN125 2  
 - A 5,3 - 140 HV - galZnC

00076 . nut LN9348-05 Polystop 1

NL0003 . bolt LN9037-06040 1

00417 . washer DIN125 2  
 - A 6,4 - 140 HV - galZnC

00077 . nut LN9348-06 Polystop 1  
 \*\*\*

46303.000-10-LK . brake pedal rear LH painted 1

46303.000-20-LK . brake pedal rear RH painted 1

*Attaching Parts*

43302.003-02 . bearing axle ( D16 x 116 ) 1

00067 . bolt LN9038-K06016 2

00937 . washer DIN 988 6 x 12 x 0,5 2  
 \*\*\*



00032	. . bolt LN9037-04022 (travel stop)	1
01075	. . washer DIN125 A4,3 - 140 HV - galZnC	2
00075	. . nut LN9348-04 Polystop	1
46303.000-30-LK	. rudder pedal rear LH painted	1
46303.000-40-LK	. rudder pedal rear RH painted	1
<i>Attaching Parts</i>		
43302.003-02	. bearing axle ( D16 x 116 )	1
00067	. bolt LN9038-K06016	2
00937	. washer DIN 988 6 x 12 x 0,5	1
***		
46303.000-50-LK	. S-tube LH painted	1
46303.000-60-LK	. S-tube RH painted	1
<i>Attaching Parts</i>		
00067	. bolt LN9038-K06016	2
01227	. washer DIN9021 6,4 x 20 galZnC	2
***		
76204.002-01-LK	. foot rest bracket for pedal motor rod LH black	1
76204.002-02-LK	. foot rest bracket for pedal motor rod RH black	1
46303.202-01-LK	. rudder pedal support rear LH painted	1
46303.202-02-LK	. rudder pedal support rear RH painted	1
46303.008-01	. bracket for spring LH	1
46303.008-02	. bracket for spring RH	1
<i>Attaching Parts</i>		
01068	. bolt DIN933 8.8 M5x25 galZnC	4
00416	. washer DIN125 - A 5,3 - 140 HV - galZnC	4
***		
00201	. spring RZ-147-K-01	1
46303.207-LK	. bracket for fairlead painted	2

*Attaching Parts*

(see Attaching Parts of pedal rear LH/RH pre-assembled)

\*\*\*

83604.013-FB	. guide tube	2
83604.011-03	. support guide tube rear	1
83604.011-04	. support guide tube front	1
83604.011-01	. support foot rest rear	1
83604.011-02	. support foot rest LH front	1

*Attaching Parts*

(see Attaching Parts of pedal rear LH/RH pre-assembled)


\*\*\*

01996	. pedal motor and rod SKF	1
-------	---------------------------	---


*Attaching Parts*

01997	. rod end 575-22	1
76204.006	. bushing ( D10/d8 x 30 )	1
00060	. bolt LN9037-08042	1
00418	. washer DIN125 - A 8,4 - 140 HV - galZnC	2
00078	. nut LN9348-08 Polystop	1

\*\*\*



46302.000-L	pedal LH front (pre-assembled)	1
-------------	--------------------------------	---



46302.000-R	pedal RH front (pre-assembled)	1
-------------	--------------------------------	---

*Attaching Parts*


00067	bolt LN9038-K06016	2
00417	washer DIN125 - A 6,4	4
00052	bolt LN9037-06036	1

00077	nut LN9348-06	1
NL4004	bolt LN9037-05012	1
00936	washer DIN9021 5,3 x 15 x1,2 galZnC	1
00416	washer DIN125 - A 5,3	1
00076	nut LN9348-05 Polystop ***	1

50155	rudder control cable kit <i>Attaching Parts</i> (included in kit)	1
-------	---	---


\*\*\*

02453	pulley AN210-3B (MS24566-3B)	4
26102.211	cable guide	4



*Attaching Parts*

00209	bolt AN4-20A	1
00764	bolt AN4-27A	1
00803	nut MS21042-4 Stop Metal ***	2



00116	cable fairleads 3/4" (two halves)	14
-------	-----------------------------------	----

*Attaching Parts*

01157	fairlead retaining clips ***	1
-------	---------------------------------	---

**27-30**

**Elevator & Tab**

46501.000-00-VS	control rod 1020mm (painted)	1
00242	rod ends male threaded	2
500015	nut DIN439 M8 galZnC	2
	<i>Attaching Parts</i>	
00069	bolt LN9355-06-14	2
00937	washer DIN988 6x0.5	2
00077	stop nut LN9348-06	2

\*\*\*

46501.000-01-VS	control rod 807mm (painted)	1
00242	rod ends male threaded	2
500015	nut DIN439 M8 galZnC	2

*Attaching Parts*

00069	bolt LN9355-06-14	1
00937	washer DIN988 6x0.5	1
00077	nut LN9348-06	1
00047	bolt LN9037-06026	1
00937	washer DIN988 6x0.5	1
00417	washer DIN125 6,4	2
00077	nut LN9348-06	1

\*\*\*

46103.001-LK	rocker type bellcrank	1
--------------	-----------------------	---

*Attaching Parts*

00041	bolt LN9037-05054	1
00416	washer DIN125 5	2
00076	stop nut LN9348-05	1

\*\*\*



46501.000-02-LK	control rod 645mm (painted)	1
-----------------	-----------------------------	---

00242	rod ends male threaded	2
500015	nut DIN439 M8 galZnC	2

*Attaching Parts*

00047	bolt LN9037-06026	2
00937	washer DIN988 6x0.5	2

00417	washer DIN125 6,4	2
00077	nut LN9348-06	2
	***	



46102.001-01-LK	front bellcrank	1
-----------------	-----------------	---

*Attaching Parts*

00041	bolt LN9037-05054	1
00416	washer DIN125 5	2
00076	stop nut LN9348-05	1
	***	



46501.000-03-LK	control rod 737mm (painted)	1
-----------------	-----------------------------	---

00242	rod ends male threaded	2
500015	nut DIN439 M8 galZnC	2

*Attaching Parts*


00047	bolt LN9037-06026	2
00937	washer DIN988 6x0.5	2
00417	washer DIN125 6,4	2
00077	nut LN9348-06	2
	***	



46102.001-02-LK	rear bellcrank	1
-----------------	----------------	---

*Attaching Parts*

00041	bolt LN9037-05054	1
00416	washer DIN125 5	2
00076	stop nut LN9348-05	1
	***	



46501.000-04-LK control rod 762mm (painted) 1

00242 rod ends male threaded 2  
 500015 nut DIN439 M8 galZnC 2

*Attaching Parts*

00047 bolt LN9037-06026 1  
 00417 washer DIN125 6,4 2  
 00077 nut LN9348-06 1  
 06030 bolt LN9037-06030 1  
 00937 washer DIN988 6x0,5 1  
 01228 washer DIN988 6x1,2 2  
 00417 washer DIN125 6,4 1  
 00077 nut LN9348-06 1

\*\*\*

33202.020-VB bearing bracket elevator 1

*Attaching Parts*

00038 bolt LN9037-05030 4  
 00564 washer DIN9021 M5x20 4  
 00416 washer DIN125 5 4  
 00076 stop nut LN9348-05 4

\*\*\*

43206.001-03 spacer sleeve 1

*Attaching Parts*


00037 bolt LN9037-05028 1  
 00416 washer DIN125 5 2  
 00076 stop nut LN9348-05 1

\*\*\*

33202.009-01 elevator bellcrank, LH halve 1

33202.009-02 elevator bellcrank, RH halve 1


33202.001-LK mass balance weight arm 1




*Attaching Parts*

NL4161	bolt LN9037-05050	4
00416	washer DIN125-5,3	4
05046	washer DIN9021-5,3	4
00076	stop nut LN9348-05	4

\*\*\*




43401.002-VB	trim control lever (pre-assembled)	1	<90
--------------	------------------------------------	---	-----



46401.002-VB	trim control lever (pre-assembled)	1	90ff
--------------	------------------------------------	---	------

*Attaching Parts*

00598	bolt LN9037-08026S	1
00418	washer DIN125-8,4	2
43401.001-01	spacer ( D25 x d8 x 6 )	1



01385	castle nut DIN937 M8	1
01346	cotter pin LN94 20025	

\*\*\*

01531	Aluminium tube 6x1mm	1	<90
00241	inner anti-friction tube (Teflon)	1	<90
00239	spring steel wire 1.4 mm	1	<90

*Attaching Parts*

01111	bolt LN9037-06016 (modified)	2	<90
00417	washer DIN125-6,4	4	<90
00077	stop nut LN9348-06	2	<90

\*\*\*



33050	bowden cable 2.13 m (7 ft)	1	90ff
-------	----------------------------	---	------

01153 obsolete, replaced by PN 33050	bowden cable 2.00 m (6.6 ft)	1	90ff
--	------------------------------	---	------

30284	extension (use depends on the position of clamp block)	1	90ff
-------	--	---	------

00121	rod end	2	90ff
-------	---------	---	------

*Attaching Parts*

01702	bolt AN3-7	1	
-------	------------	---	--

NA4126	washer NAS1149 F 0332	3	
--------	-----------------------	---	--

00936	washer DIN9021-5,3	1	
-------	--------------------	---	--

00805	castle nut AN310-C3	1	
-------	---------------------	---	--

NA4099	cotter pin MS24665-132	1	
--------	------------------------	---	--

00591	bolt AN3-6	1	
-------	------------	---	--


00936	washer DIN9021-5,3	1	
-------	--------------------	---	--

NA4126	washer NAS1149 F 0332	3	
--------	-----------------------	---	--


00805	castle nut AN310-C3	1	
-------	---------------------	---	--

NA4099	cotter pin MS24665-132	1	
--------	------------------------	---	--

\*\*\*



43401.005-03	clamp block	2	<1239
--------------	-------------	---	-------



43401.005-01	clamp block	2	1239ff
--------------	-------------	---	--------

*Attaching Parts*


00036	bolt LN9037-05026	1	
-------	-------------------	---	--

00416	washer DIN125 5	2	
-------	-----------------	---	--

00076	stop nut LN9348-05	1	
-------	--------------------	---	--

\*\*\*






43401.004-VB

bellcrank

1

<90



46401.004-VB

bellcrank

1

90ff

*Attaching Parts*

00048


bolt LN9037-06028

1

00417

washer DIN125-6,4

2



43401.001-02

spacer ( D18 x d6 x 10 )

1

00077

stop nut LN9348-06

1


\*\*\*

Trimmzüge 300/L

trim bowden cable (pre-assembled)

1

*Attaching Parts*

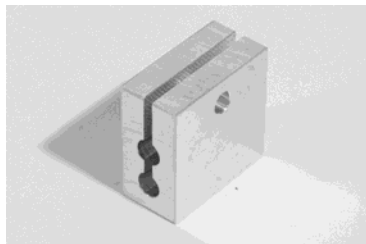


43402.002-VB

rear attaching assembly

1

\*\*\*



43401.005-04

clamp block

1

*Attaching Parts*

00036

bolt LN9037-05026

1

00416

washer DIN125 5

2

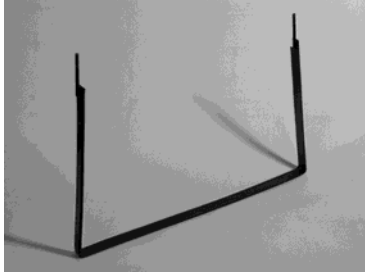
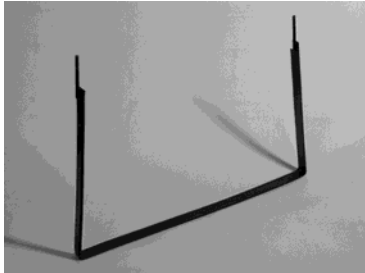

00076




stop nut LN9348-05




1





\*\*\*

**Chapter/Illustration****Partnumber****Nomenclature****UpA****eff****28****Fuel**

Chapter/Illustration	Partnumber	Nomenclature	UpA	eff	
<b>28-10</b>		<b>Storage</b>			
		66203.001-LK	center tank 42 L GfK coated <i>Attaching Parts</i>	1	
		66203.007-LK	metal attachment belts (painted)	2	
		00076	stop nut LN9348-05	2	
		00416	washer DIN125 M5 ***	4	
		86713.010-LK	center tank 60 L GfK coated <i>Attaching Parts</i>	1	
		86713.015-LK	metal attachment belts (painted)	2	
		00076	stop nut LN9348-05	2	
		00416	washer DIN125 M5 ***	4	
		64203.010-VB	fuel filler center tank	1	
	66203.010-VB	fuel filler center tank (alternative) <i>Attaching Parts</i>	1		
	01786	hose 50x175mm	1		

Chapter/Illustration	Partnumber	Nomenclature	UpA	eff
	03063	worm drive hose clip 40-60MM	2	
	00118	bolt AN526C-1032-R8 ***	4	
	66203.011-VM	acro tank pre-assembled <i>Attaching Parts</i>	1	
	64203.201-LK	metal attachment belts (painted)	2	
	00076	stop nut LN9348-05	2	
	00416	washer DIN125 M5 ***	4	
	66201.000-11-VB	vent line acro tank to center tank	1	
	00155	fitting AN822-4D 90°	2	
	66201.000-14-VB	vent line center tank	1	
	00159	fitting AN816-4D nipple	1	

Chapter/Illustration	Partnumber	Nomenclature	UpA	eff
	63202.003-VB	vent tube assembly inside wing tank	2	
	66201.000-10-VB	vent tube assembly wing tanks pre-assembled	1	
	00122	. tube aluminium R3/8"x 035" 5052-0, 1150mm	1	
	00122	. tube aluminium R3/8"x 035" 5052-0, 550mm	1	
	HM0005	. tube 1/4" x 0.035" 5052-0, 500mm	1	
	00162	. fitting AN819-6D sleeve	4	
	00160	. fitting AN818-6D nut	4	
	00168	. fitting AN824-6D Tee	1	
	00154	. fitting AN894-6-4D bushing expander	1	
	00860	. fitting MS20819-4D(AN819-4D) 1/4 tube sleeve coupling	1	
	00161	. fitting AN818-4D nut	1	
	01051	. spy-rap	1	
	13104.002-VB	aluminium door wing tank LH with fuel capacity transmitter	1	

Chapter/Illustration	Partnumber	Nomenclature	UpA	eff
	13104.003-VB	aluminium door wing tank RH	1	
		<i>Attaching Parts</i>		
	13104.004	reinforcement frame	1	
	00298	special washer	18	
	00589	bolt AN3-4A	18	
	00416	washer DIN125 M5	18	
		***		
	00545	bolt DIN933 M5x20 for bonding	2	
	00416	washer DIN125 M5	6	
	00076	stop nut LN9348-05	2	
	00406	nut DIN934 M5	2	
	13107.001-02	fuel filler cap wing tank	2	
	01404	O-Ring MS28775-220	2	
	13107.001-01	standpipe	2	

<b>Chapter/Illustration</b>	<b>Partnumber</b>	<b>Nomenclature</b>	<b>UpA</b>	<b>eff</b>
-----------------------------	-------------------	---------------------	------------	------------


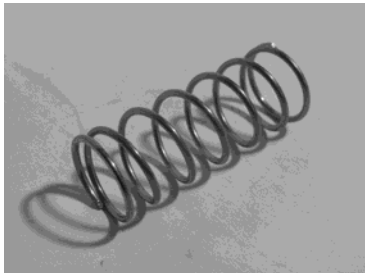



13107.001-VB

retaining nut with sealing lip

2


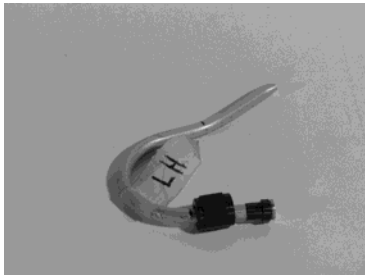






Chapter/Illustration	Partnumber	Nomenclature	UpA	eff
<b>28-20</b>		<b>Distribution</b>		
	66206.010-VB	fuel selector valve pre-assembled	1	
		<i>Attaching Parts</i>		
	00202	bolt AN3-3A	2	
	00936	washer DIN9021 5,3x15x1,2 galZnC ***	2	
	66206.003-VS	control rod (painted) <i>Attaching Parts</i>	1	
	NL4001	bolt LN9037-04012	2	
	01075	washer DIN125 A4,3 - 140 HV - galZnC	3	
	00075	nut LN9348-04 Polystop	3	
	01310	bolt LN9037-04020	1	
	00038	bolt LN9037-05030	1	
00936	washer DIN9021 5,3x15x1,2 galZnC	2		
00076	nut LN9348-05 Polystop ***	1		
	02940	. pressure spring fuel selector VD-150C	1	
	00419	. washer DIN125 - A 10,5 - 140 HV - galZnC	4	
	NA4117	. bolt MS24693C50	1	
	00138	gascolator PN 10580	1	
	63501.004	attachment bracket	1	
	00846	grommet MS35489-20	1	



Chapter/Illustration	Partnumber	Nomenclature	UpA	eff
		<i>Attaching Parts</i>		
	01378	bolt DIN933 M4x12	4	
	160	Washer DIN9021-4,3	4	
	01075	Washer DIN125-4,3	4	
	00075	Nut LN9348-04 ***	4	
	01207	electric fuel pump	1	
	63206.004	attachment bracket	2	
	01526	clamp NORMA 50-70	2	
		<i>Attaching Parts</i>		
	00544	bolt DIN933 M5x12	4	
	00936	washer DIN9021-5,3	4	
	00416	washer DIN125-5,3	4	
	00076	nut LN9348-05 ***	4	
	64202.002-VB	wing tank outlet LH + RH assembly	1	
	31566	Set fuel, oil and instrument lines (PTFE) option	1	
	32313	Set fuel, oil and instrument lines (111)	1	
	FT3015	. hose fuel 480 mm, RH wing tank to Tee block	1	
	00170	fitting AN832-6D union	1	
	01852	washer AN960C-916 flat	2	
	00177	fitting AN924-6D nut	1	
	00166	fitting AN823-6D 45°	1	
	FT3016	. hose fuel 485 mm, LH wing tank to Tee block	1	
	00170	fitting AN832-6D union	1	
	01852	washer AN960C-916 flat	2	
	00177	fitting AN924-6D nut	1	

Chapter/Illustration	Partnumber	Nomenclature	UpA	eff
	00166	fitting AN823-6D 45°	1	
	FT3017	. hose fuel 535 mm, Tee block to fuel selector top	1	
	00166	fitting AN823-6D 45°	1	
	00164	fitting AN822-6D 90°	1	
	FT3018	. hose fuel 925 mm, fuel selector middle to gascolator	1	
	00164	fitting AN822-6D 90°	1	
	00158	fitting AN816-6D	1	
	FT3020	. hose fuel 380 mm, center tank to acro tank	1	
	01187	fitting AN816-8D nipple	1	1228, 1235ff
	64203.022	fitting for acro tank drain	1	<1227, 1229 - 1234
	01988	fitting AN826-8D	1	1228, 1235ff
	FT3013	. hose fuel drain 465mm, LH wing tank to Tee	1	
	00171	fitting AN832-4D union	1	
	00810	washer AN960C-716 flat	2	
	00178	fitting AN924-4D nut	1	
	FT3014	. hose fuel drain 575mm, RH wing tank to Tee	1	
	00171	fitting AN832-4D union	1	
	00810	washer AN960C-716 flat	2	
	00178	fitting AN924-4D nut	1	
	FT3005	. hose fuel 545mm, gascolator to electr.-pump	1	
	00164	fitting AN822-6D 90°	1	
	00172	fitting AN833-6D 90°	1	
	01270	O-Ring MS29512-06	1	
	00177	fitting AN924-6D nut	1	

Chapter/Illustration	Partnumber	Nomenclature	UpA	eff
	FT3004	. hose fuel 435mm, electr.- pump to engine driven pump	1	
	00172	fitting AN833-6D 90°	1	
	01270	O-ring MS29512-06	1	
	00177	fitting AN924-6D nut	1	
	00164	fitting AN822-6D 90°	1	
	00176	fitting AN912-9D bushing reducer	1	
	01644	fitting AN834-4D Tee	1	
	00810	washer AN960C-716 flat	2	
	00178	fitting AN924-4D nut	1	
	66201.000-13-VB	drain line wing tank	1	
	00159	fitting AN816-4D nipple	1	
	00180	fitting AN916-1D 90°	1	
	01211	drain valve 1/8"NPT CURTIS CCA-1550	1	
	66201.000-12-VB	drain line acro tank	1	
	64203.006	extension (D20 x 40)	1	<1227, 1228 - 1234
	00159	fitting AN816-4D nipple	1	<1227, 1228 - 1234
	31773	fitting reducer	1	1228, 1235ff
	00159	fitting AN816-4D nipple	1	
	00180	fitting AN916-1D 90°	1	
	01211	drain valve 1/8"NPT CURTIS CCA-1550	1	
	66201.000-15-VB	drain line gascolator	1	
	00159	fitting AN816-4D nipple	2	
	00180	fitting AN916-1D 90°	1	
	01211	drain valve 1/8"NPT CURTIS CCA-1550	1	

Chapter/Illustration	Partnumber	Nomenclature	UpA	eff
	16107.200-VB	Tee-block	1	<1299
	00991	fitting AN834-6D tee bulkhead	1	1300ff
		<i>Attaching Parts</i>		
	01366	bolt LN9037-05040	2	<1299
	00416	washer DIN125 M5	2	<1299
	00076	stop nut LN9348-05	2	<1299
	00177	fitting AN924-6D nut	1	1300ff
	01852	washer AN960-C916	1	1300ff
		***		
	63203.021	fitting for floptube (acro tank)	1	
	63203.005	floptube weight ( D20 x 60 )	1	
	02353	floptube 210mm, 156-6 MIL H83797	1	
	00159	fitting AN816-4D nipple	1	
	00167	fitting AN823-4D 45°	1	
	08002	copper seal 14x20x1,5	2	
	64202.004-VB-L	wing tank drainer LH assembly	1	
		64202.004-VB-R	wing tank drainer RH assembly	1


Chapter/Illustration	Partnumber	Nomenclature	UpA	eff
	66201.000-13-VB	drain line wing tank	1	
	00159	fitting AN816-4D nipple	1	
	00180	fitting AN916-1D 90°	1	
	01211	drain valve 1/8"NPT CURTIS CCA-1550	1	
	66201.000-12-VB	drain line acro tank	1	
	31773	fitting reducer	1	
	00159	fitting AN816-4D nipple	2	
	00180	fitting AN916-1D 90°	1	
	01211	drain valve 1/8"NPT CURTIS CCA-1550	1	
	66201.000-16-VB	drain line electrical fuel pump	1	
	00155	fitting AN822-4D elbow	1	
	01418	Fuel hose ID4.5mm L=200mm <i>Attaching Parts</i>	1	
	01143	clamp MS21919WDG11 ***	1	

Chapter/Illustration	Partnumber	Nomenclature	UpA	eff
	66201.000-17-VB	drain line engine driven fuel pump	1	
	63212.091	tube ends for drain lines	4	

Chapter/Illustration	Partnumber	Nomenclature	UpA	eff
<b>28-40</b>		<b>Indicating</b>		
	200174	fuel capacity transmitter center tank 42 L <i>Attaching Parts</i>	1	
	00388	counter flange N05801434 (incl. Attaching Parts) ***	1	
	01920	fuel capacity transmitter center tank 60 L <i>Attaching Parts</i>	1	
	00388	counter flange N05801434 (incl. Attaching Parts) ***	1	
	FM4006	fuel capacity transmitter wing tank, float type <i>Attaching Parts</i>	1	
	00388	counter flange N05801434 (incl. Attaching Parts) ***	1	
	200171	fuel capacity indicator wing tanks (incl. Attaching Parts)	1	
	00390	fuel capacity indicator center tank (incl. Attaching Parts)	1	



**Chapter/Illustration****Partnumber****Nomenclature****UpA    eff****31****Indicating/  
Recording Systems**

Chapter/Illustration	Partnumber	Nomenclature	UpA	eff
<b>31-10</b>		<b>Instrument and Control Panels</b>		
	86502.008-01	instrument panel rear (standard) <i>Attaching Parts</i>		
	00118	bolt AN526C-1032-R8	2	
	00298	special washer ***	2	
	86502.008-04	adapter sheet for small instruments	1	
	76501.001-LK	instrument cover (GfK painted) <i>Attaching Parts</i>	1	
	00118	bolt AN526C-1032-R8	15	
	00298	special washer ***	15	
	76501.301-LK	instrument cover (CfK painted) <i>Attaching Parts</i>		
	00118	bolt AN526C-1032-R8	15	
	00298	special washer ***	15	
		76101.002 front panel	1	
	76101.000-VB	frame for front panel	1	





Chapter/Illustration	Partnumber	Nomenclature	UpA	eff
----------------------	------------	--------------	-----	-----

**31-20****Independant Instruments**



04189	G-meter DA-55	1
	<i>Attaching Parts</i>	
500003	bolt DIN 912 M4 x 20 V2A	4
00408	nut DIN 934 M4	4
	***	

<b>Chapter/Illustration</b>	<b>Partnumber</b>	<b>Nomenclature</b>	<b>UpA</b>	<b>eff</b>
-----------------------------	-------------------	---------------------	------------	------------

**32****Landing Gear**


Chapter/Illustration	Partnumber	Nomenclature	UpA	eff
<b>32-10</b>		<b>Main Gear</b>		
	53100.000-LV	glass fibre U-spring (painting prepared)	1	
	53101.001-LK	mounting clamp, top half (black painted)	2	
	53101.004-LK	mounting clamp, bottom half (black painted)	2	
	53101.006-01	top anti-abrasion strip	2	
	53101.006-02	bottom anti-abrasion strip	2	
	53101.007-01	Front anti-abrasion strip	2	>1319
	53101.007-02	Rear anti-abrasion strip	2	>1319
	00058	bolt LN9037-08035	4	
	00418	washer DIN125 M8	8	
	00078	stop nut LN9348-08	4	

Chapter/Illustration	Partnumber	Nomenclature	UpA	eff
		<i>Attaching Parts</i>		
	01320	bolt LN9037-10054	4	
	00419	washer DIN125 M10	8	
	00079	stop nut LN9348-10	4	
		***		
	53101.015	axle bolt	2	
	53101.005-01-VM-L	wheel fairing holder plate LH (pre-assembled)	1	
	53101.005-01-VM-R	wheel fairing holder plate RH (pre-assembled)	1	
		<i>Attaching Parts</i>		
	53101.005-02	reinforcement plate (black painted)	2	
	00765	bolt AN4-30A	4	
	00803	stop nut MS21042-4	4	
		***		
	53201.008A-LK	glass fibre tail spring (painted)	1	<020
		<i>Attaching Parts</i>		
	53201.012	backing plate (black painted)	1	
	01307	bolt DIN912 M10x120	1	
	00419	washer DIN125 M10	2	
	00079	stop nut LN9348-10	1	
	00053	bolt LN9037-06038	1	
	01314	bolt LN9037-06050	1	
	01227	washer DIN9021 M6x20	4	
	00417	washer DIN125 M6	4	
	00077	stop nut LN9348-06	2	




Chapter/Illustration	Partnumber	Nomenclature	UpA	eff
	00848	clamp, cushioned MS21919-DG13	1	
	***			
	53201.008C-LK	glass fibre tail spring (painted) <i>Attaching Parts</i>	1	021ff
	53201.012	backing plate (black painted)	1	
	00434	bolt DIN912 M10x90	1	
	00419	washer DIN125 M10	1	
	ND4169	washer DIN9021-A10.5	1	
	00079	stop nut LN9348-10	1	
	06058	bolt LN9037-06058	1	
	01315	bolt LN9037-06055	1	
	00417	washer DIN125 M6	4	
	00077	stop nut LN9348-06	2	
	00848	clamp, cushioned MS21919-DG13	1	
	***			
	83603.006 (6136-E)	tail wheel fork including nut & washer	1	
	53201.020	steel sleeve (shoe) <i>Attaching Parts</i>	1	
	NL0003	bolt LN9037-06040	1	
	00417	washer DIN125-A6.4	2	
	00077	stop nut LN9348-06	1	
	NL0003	bolt LN9037-06040	1	
	00417	washer DIN125-A6.4	2	
	00077	stop nut LN9348-06	1	



<b>Chapter/Illustration</b>	<b>Partnumber</b>	<b>Nomenclature</b>	<b>UpA</b>	<b>eff</b>
		***		
	02393	grease nipple M6	1	



Chapter/Illustration	Partnumber	Nomenclature	UpA	eff
<b>32-40</b>		<b>Wheels and Brakes</b>		
	53100.009	main wheel pre-assembled with tire 5.00-5 K	2	
		<i>Attaching Parts</i>		
	53101.013	spacer ring D44 x d32 x 7	2	
				
	00109	axle nut MS21025/4140 1- 1/4"-16 06-11800	1	
	01145	cotter pin MS24665-362 1/8X2 1/2"	1	
		***		
	02497	. rim and brake 500 x 5 compl. CLEVELAND	1	
	FF0016	. tube GOOD YEAR 5.00- 5/TR67	1	
	02323	. tire 5.00-5 6PR Flight Special II	1	
	53102.001-LV-L	wheel fairing LH (GfK, painting prepared)	1	
	53102.001-LV-R	wheel fairing RH (GfK, painting prepared)	1	
		<i>Attaching Parts</i>		
	01111	bolt LN9037-06016	1	
	00422	lock washer DIN127 M6	1	
	00589	bolt AN3-4A	2	
	00298	special washer	2	
		***		
	53102.301-LV-L	wheel fairing LH (CfK, painting prepared)	1	
	53102.301-LV-R	wheel fairing RH (CfK, painting prepared)	1	

Chapter/Illustration	Partnumber	Nomenclature	UpA	eff
		<i>Attaching Parts</i>		
	01111	bolt LN9037-06016	1	
	00422	lock washer DIN127 M6	1	
	00589	bolt AN3-4A	2	
	00298	special washer	2	
		***		
	53201.040	tail wheel assembly	1	
		<i>Attaching Parts</i>		
	01307	bolt DIN912 M10x120	1	
	00079	stop nut LN9348-10	1	
		***		
	53201.007-01	. LH wheel half	1	
	53201.007-02	. RH wheel half	1	
	53201.009	. spacer sleeve	1	
	00277	. bearing	2	
	00395	. solid rubber tire	1	
	32477-VB	6" soft tail wheel assembly (steerable)	1	
		<i>Attaching Parts</i>		
	01307	bolt DIN912 M10x120	1	
	00079	stop nut LN9348-10	1	
		***		
	32477	. 6" soft tail wheel incl. adapter sleeve 5/8" – 10mm	1	
	32749	. large washer for tailwheel	1	
	32750	. locking pin for tailwheel	1	
	32751	. spring for tailwheel	1	
	32753	. stop nut for tailwheel	1	
	refer to CH. 27-20	master cylinder and brake pedal		
	FF0005	KNAPP hose 1165mm front pedal LH to firewall	1	
	FF0004	KNAPP hose 0460mm front pedal RH to firewall	1	

Chapter/Illustration	Partnumber	Nomenclature	UpA	eff
		<i>Attaching Parts</i>		
	FF0009	hollow bolt M8x1 NX.0546	2	
	FF0011	sealing washer M8x1 DX.1227	4	
	FF0010	KNAPP double hollow bolt M8x1 NX0531	1	
	FF0011	sealing washer M8x1 DX.1227 ***	3	
	FF0006	KNAPP hose 2100mm front pedal LH/RH to rear pedal LH/RH	2	
		<i>Attaching Parts</i>		
	FF0009	hollow bolt M8x1 NX.0546	2	
	FF0011	sealing washer M8x1 DX.1227 ***	4	
	FF0007	KNAPP hose 1860mm rear pedal LH/RH to brake LH/RH	2	
		<i>Attaching Parts</i>		
	FF0009	hollow bolt M8x1 NX.0546	1	
	FF0011	sealing washer M8x1 DX.1227	2	

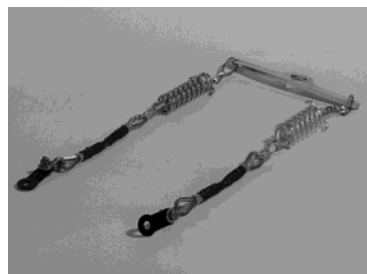
Chapter/Illustration	Partnumber	Nomenclature	UpA	eff
	FF0008	bolt KNAPP 800.2700	1	
	73601.002	adapter M10x1 - 1/8" NPT	1	

\*\*\*

Chapter/Illustration	Partnumber	Nomenclature	UpA	eff
----------------------	------------	--------------	-----	-----

**32-50**

**Steering**



83603.011-VB	tail wheel steering pre-assembled	1	
--------------	-----------------------------------	---	--

*Attaching Parts*

00805	nut AN310-C3	2	
00203	bolt AN3-5	2	
01219	cotter pin MS24665-151 1/16X1/2"	4	
00416	washer DIN125 - A 5,3 - 140 HV - galZnC	4	

\*\*\*



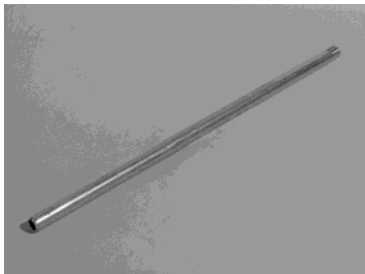
20851	. steering arm	1	
83603.001-LK	. spring-clip black painted	2	
00192	. shakle AN115-21	2	
83603.007	. control cable	2	
02366	. spring (kit)	1	
NA3001	. chain 80mm	1	
30415	. connector	2	

**Chapter/Illustration****Partnumber****Nomenclature****UpA****eff****33****Lights**

Chapter/Illustration	Partnumber	Nomenclature	UpA	eff
<b>33-40</b>		<b>Exterior</b>		
	02314	strobe/nav light (RH) <i>Attaching Parts</i>	1	
	00203	bolt DIN933 M4x12	2	
	01075	washer DIN125-4,3	2	
	00075	nut LN9348-04	2	
	00543	bolt DIN933 M4x20	1	
	01075	washer DIN125-4,3	1	
	01384	nut DIN934 M4	1	
	01151	washer DIN9021-4,3	2	
	00075	nut LN9348-04 ***	1	
	02315	strobe/nav light (LH) <i>Attaching Parts</i>	1	
	00203	bolt DIN933 M4x12	2	
	01075	washer DIN125-4,3	2	
	00075	nut LN9348-04	2	
	00543	bolt DIN933 M4x20	1	
	01075	washer DIN125-4,3	1	
	01384	nut DIN934 M4	1	
	01151	washer DIN9021-4,3	2	
	00075	nut LN9348-04 ***	1	
	01215	strobe power supply <i>Attaching Parts</i>	2	
	00589	bolt AN3-4A	2	
	31583	washer AN960-10 ***	2	
	33588	LED landing light <i>Attaching Parts</i>	1	
	MS35206-212	bolt MS35206-212	4	
	00807	washer AN960-04 ***	4	

**Chapter/Illustration****Partnumber****Nomenclature****UpA****eff****34****Navigation**



Chapter/Illustration	Partnumber	Nomenclature	UpA	eff
<b>34-10</b>		<b>Environment Data</b>		
	73103.001	pitot tube tip (D16/8 x d6,4 x 45)	1	
	73103.003-01	inner pitot tube	1	
	73103.003-02	outer pitot tube	1	
	76103.010	pitot static lines pre-assembled	1	
	00977	. PVC-hose 5x1,5mm, 1650mm	2	
	00977	. PVC-hose 5x1,5mm, 690mm	2	
	00977	. PVC-hose 5x1,5mm, 1460mm	4	
	01324	. Tee 6 mm MS	4	
	73103.004	. drain plug	1	

Chapter/Illustration	Partnumber	Nomenclature	UpA	eff
	01324	Tee 6 mm MS	1	
	FF0011	sealing washer M8x1 DX.1227	6	
	83290.001-VB	relay PCB fuse pre-assembled		
	FF0009	hollow bolt M8x1 NX.0546	3	
	73601.001	adapter M8x1 - 1/8" NPT	2	
	03088	filter	1	
	FI0003	airspeed indicator <i>Attaching Parts</i>	2	
	500003	bolt DIN 912 M4 x 20 V2A	4	
	00408	nut DIN 934 M4 ***	4	
	02285	airspeed indicator (metric) <i>Attaching Parts</i>	2	
	500003	bolt DIN 912 M4 x 20 V2A	4	
	00408	nut DIN 934 M4 ***	4	
	34073	airspeed indicator (dual scale) <i>Attaching Parts</i>	2	
	500003	bolt DIN 912 M4 x 20 V2A	4	
	00408	nut DIN 934 M4 ***	4	



Chapter/Illustration	Partnumber	Nomenclature	UpA	eff
	34153	airspeed indicator	2	
	34154	airspeed indicator (metric)	2	
	30416	altimeter <i>Attaching Parts</i>	1	
	31568	bolt MS35214-29	3	
	FE4074	Tinnerman NAS487-20 ***	3	
	31393	altimeter <i>Attaching Parts</i>	1	
	31568	bolt MS35214-29	3	
	FE4074	Tinnerman NAS487-20 ***	3	
	33652	altimeter <i>Attaching Parts</i>	1	
	31568	bolt MS35214-29	3	
	FE4074	Tinnerman NAS487-20 ***	3	
	34159	altimeter <i>Attaching Parts</i>	1	
	31568	bolt MS35214-29	3	
	FE4074	Tinnerman NAS487-20 ***	3	
	73601.009	fitting for instrument connection	6	

Chapter/Illustration	Partnumber	Nomenclature	UpA	eff
<b>34-20</b>		<b>Attitude and Direction</b>		
	00189	compass Airpath <i>Attaching Parts</i>	1	
	500009	bolt DIN 912 M4 x 16 V2A	4	
	00408	nut DIN 934 M4 ***	4	
	FI0009	slip indicator <i>Attaching Parts</i>	1	
	500003	bolt DIN 912 M4 x 20 V2A	4	
	00408	nut DIN 934 M4 ***	4	

**Chapter/Illustration****Partnumber****Nomenclature****UpA eff****51****Standard  
Practices and  
Structures -  
General**

Chapter/Illustration	Partnumber	Nomenclature	UpA eff	
<b>51-10</b>		<b>Access Panels</b>		
		01499	spinner 3-blade P-208, with Cowling 23205 <i>Attaching Parts</i>	1
		00118	screw AN526C1032-R8	27
		00298	special washer ***	27
		02008	spinner 4-blade P-238-B, with Cowling 23205 <i>Attaching Parts</i>	1
		00118	screw AN526C1032-R8	27
		00298	special washer ***	27
		31415	spinner 3-blade P-810-2, with Cowling 83001 <i>Attaching Parts</i>	1
		00118	screw AN526C1032-R8	27
		00298	special washer ***	27
		31560	spinner 4-blade P-967, with Cowling 83001 <i>Attaching Parts</i>	1
		00118	screw AN526C1032-R8	27
		00298	special washer ***	27
		23205.001-VF	cowling upper	1
		23205.002-VF	cowling lower <i>Attaching Parts</i>	1
		70040	screw AN526C1032-R10	39
		00298	special washer ***	39
		23205.301	cowling upper (CfK)	
		23205.302	cowling lower (CfK)	

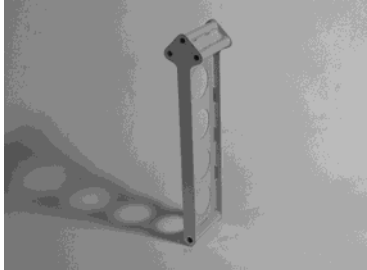

Chapter/Illustration	Partnumber	Nomenclature	UpA eff
		<i>Attaching Parts</i>	
	70040	screw AN526C1032-R10	39
	00298	special washer ***	39
	83802.001-LK	air inlet (painted) <i>Attaching Parts</i>	1
	500003	screw DIN912 4x20	4
	01384	nut DIN934 M4 ***	4
	83001.210-VB	cowling upper with oil cap (GfK, LP design)	1
	83001.220-VF	cowling lower (GfK, LP design) <i>Attaching Parts</i>	1
	70040	screw AN526C1032-R10	39
	00298	special washer ***	39
	83001.010-VB	cowling upper with oil cap (CfK, LP design)	1
	83001.020-VF	cowling lower (CfK, LP design) <i>Attaching Parts</i>	1
	70040	screw AN526C1032-R10	39
	00298	special washer ***	39
	83001.001-VB	air inlet grid (LP design)	1
	26203.001-VF	turtle deck <i>Attaching Parts</i>	1
	00118	screw AN526C1032-R8	46
	00298	special washer ***	46
	26203.201-VF	fuselage cover bottom (GfK)	1
	26203.401-VF	fuselage cover bottom (CfK) <i>Attaching Parts</i>	1
	00118	screw AN526C1032-R8	16
	00298	special washer	16

Chapter/Illustration	Partnumber	Nomenclature	UpA eff
	01664	bolt DIN 933 8.8 M6 x 20 galZnC	2
	01227	washer DIN9021 6,4 x 18 galZnC	2
	00589	bolt AN3-4A	2
	00936	washer DIN9021 5,3x15x1,2 galZnC ***	2
	23203.002-VF	tail fairing (GfK)	1
	23203.302-VF	tail fairing (CfK) <i>Attaching Parts</i>	1
	00118	machine screw AN526C-1032-R8	22
	00298	special washer ***	22
	23201.015	rear fuselage access panel <i>Attaching Parts</i>	1
	00118	machine screw AN526C-1032-R8	4
	00298	special washer ***	4
	13101.005-02	LH/RH wing inboard access panel	2
	13101.005-01	LH/RH wing outboard access panel	2
		<i>Attaching Parts</i>	
	01713	metal sheet screw DIN7981 ø3,5x9 ***	4
	13106.002	wing tip panel	2



<b>Chapter/Illustration</b>	<b>Partnumber</b>	<b>Nomenclature</b>	<b>UpA eff</b>
		<i>Attaching Parts</i>	
	01664	bolt DIN933 M6x20	1
	00417	washer DIN125 M6	1
	00202	bolt AN3-3A	2
	00416	washer DIN125 M5	2
	01713	metal sheet screw DIN7981 ø3,5x9	2
		***	

**Chapter/Illustration****Partnumber****Nomenclature****UpA****eff****53****Fuselage**

Chapter/Illustration	Partnumber	Nomenclature	UpA	eff
<b>53-00</b>		<b>General</b>		
	26100.000	fuselage complete (painted)	1	
	26102.001-08-LK	. longeron cutout bridge	2	
		<i>Attaching Parts</i>		
	02466	. bolt DIN912 M8x180	3	
	00418	. washer DIN125 M8	3	
	00078	. stop nut LN9348-08	3	
	02072	. bolt DIN912 M10x230	1	
	00419	. washer DIN125 M10	1	
	00079	. stop nut LN9348-10	1	
		***		
	26102.201-02-LK	. shear bridge	2	
		<i>Attaching Parts</i>		
	500024	. bolt DIN912 M12x220	1	
		***		
	26202.001-VB	. wooden stringer set (painted)	1	
		<i>Attaching Parts</i>		
	00542	. bolt DIN933 M4x16	20	
	01151	. washer DIN9021 M4x12	20	
	00075	. stop nut LN9348-04	20	
		***		
	26202.001-01	. . wooden stringer LH (painted)	1	
	26202.001-02	. . wooden stringer RH (painted)	1	

Chapter/Illustration	Partnumber	Nomenclature	UpA	eff
	26202.001-03	. . wooden stringer LH bottom (painted)	1	
	26202.001-04	. . wooden stringer RH bottom (painted)	1	
	00124	. fabric Ceconite 102 70" (1.778x2.5 m)	1	
	31584	. New Super Seam Cement 0.5 kg	1	
	01368	. varnish 1.5 kg	1	
	01653	. tooth strip (0.4x15m)	1	
	26301.000-VF	canopy	1	
	23303.004-LK	. handle (painted)	4	
	00284	sliding window	1	
	00282	sliding bars incl. screws	1	
	01394	Strap <i>Attaching Parts</i>	1	
	00522	bolt DIN84 M4x25 ( brass)	1	
	ND4041	bolt DIN933 M5x16	1	
	01075	washer DIN125 M4	1	
	01152	washer DIN9021 M4x20	1	
	00075	stop nut LN9348-04	1	
	00936	washer DIN9021 5,3x15	1	
		***		
	26303.008-01-V-LK	hinge sheet front (painted)	1	

---

Chapter/Illustration	Partnumber	Nomenclature	UpA	eff
		<i>Attaching Parts</i>		
	00202	bolt AN3-3A	2	
	00416	washer M5 ***	2	
	26303.008-01-M-LK	hinge sheet middle (painted) <i>Attaching Parts</i>	1	
	00202	bolt AN3-3A	2	
	00416	washer M5 ***	2	
	26303.008-01-H-LK	hinge sheet rear (painted) <i>Attaching Parts</i>	1	
	00202	bolt AN3-3A	2	
	00416	washer M5 ***	2	
	26303.008-04-LK	locking sheet front (painted) <i>Attaching Parts</i>	1	
	00202	bolt AN3-3A	2	
	00416	washer M5 ***	2	
	26303.008-03-LK	locking sheet middle (painted) <i>Attaching Parts</i>	1	
	00202	bolt AN3-3A	2	
	00416	washer M5 ***	2	
	26303.008-02-LK	locking sheet rear (painted) <i>Attaching Parts</i>	1	
	00202	bolt AN3-3A	2	
	00416	washer M5 ***	2	

<b>Chapter/Illustration</b>	<b>Partnumber</b>	<b>Nomenclature</b>	<b>UpA</b>	<b>eff</b>
-----------------------------	-------------------	---------------------	------------	------------

**55**

**Stabilizers**

Chapter/Illustration	Partnumber	Nomenclature	UpA	eff	
<b>55-00</b>		<b>General</b>			
		33201.001-LV	horizontal tail (painted) <i>Attaching Parts</i>	1	
		01320	bolt LN9037-10054	2	
		NL0002	bolt LN9037-10046	2	
		00419	washer DIN125 M10	8	
		00079	stop nut LN9348-10 ***	4	
		33101.001-LV	vertical tail (painted) <i>Attaching Parts</i>	1	
		NL4199	bolt LN9037-10065	1	
		00419	washer DIN125 M10	2	
		NL4227	washer LN29952 M10x25	1	
		00079	stop nut LN9348-10 (see also Attaching Parts of horizontal stabilizer) (see also Attaching Parts of bottom hinge bracket) ***	1	

Chapter/Illustration	Partnumber	Nomenclature	UpA eff
<b>55-10</b>		<b>Horizontal Stabilizer</b>	
	33201.003-VF	horizontal stabilizer <i>Attaching Parts</i> (see Attaching Parts of horizontal tail) ***	1



Chapter/Illustration	Partnumber	Nomenclature	UpA eff
<b>55-20</b>		<b>Elevator</b>	
	33201.006-VF	elevator <i>Attaching Parts</i>	1
	00037	bolt LN9037-05028	5
	00416	washer DIN125 M5	10
	00076	stop nut LN9348-05 ***	5
	33202.006	. bracket (inboard hinge) <i>Attaching Parts</i>	4
	00416	. washer DIN125 M5	2
	00076	. stop nut LN9348-05 ***	2
	33202.005	. bracket (outboard hinge) <i>Attaching Parts</i>	4
	00417	. washer DIN125 M6	1
	00077	. stop nut LN9348-06 ***	1
	33203.000-VF	trim tab <i>Attaching Parts</i>	1
	33203.001-01C	Trim tab axle	2
	NL4151	cotter pin LN94-08010 ***	2



Chapter/Illustration	Partnumber	Nomenclature	UpA	eff
----------------------	------------	--------------	-----	-----

**55-30****Vertical Stabilizer**

33101.010-VF

vertical stabilizer

1


*Attaching Parts*(see Attaching Parts of vertical  
tail)

\*\*\*

Chapter/Illustration	Partnumber	Nomenclature	UpA	eff	
<b>55-40</b>		<b>Rudder</b>			
		33101.020-VF	rudder	1	
			<i>Attaching Parts</i>		
		00037	bolt LN9037-05028	3	
		00416	washer DIN125 M5	6	
		00076	stop nut LN9348-05	3	
			***		
		33102.010	. bracket (top and center hinge)	4	
			<i>Attaching Parts</i>		
		00416	. washer DIN125 M5	8	
		00076	. stop nut LN9348-05	8	
			***		
		33102.008, obsolete replaced by 33102.008B	. bracket (bottom hinge)	2	
			<i>Attaching Parts</i>		
		00416	. washer DIN125 M5	4	
		00076	. stop nut LN9348-05	4	
			***		
		33102.008B	. bracket (bottom hinge)	2	> 1326
			<i>Attaching Parts</i>		
		00416	washer DIN125 M5	4	
		00076	stop nut LN9348-05	4	
		***			
	33102.011	PA bushing	2	> 1326	
	43206.001-03	bushing	2		
	00037	bolt LN9037-05028	2		
	00416	washer DIN125 M5	4		
	00076	stop nut LN9348-05	2		

Chapter/Illustration	Partnumber	Nomenclature	UpA	eff
	33102.020, <i>obsolete</i> replaced by 33102.020A	. bottom hinge bracket pre- assembled	1	
		<i>Attaching Parts</i>		
18. May 2015	-----	bolt LN9037-05038	4	
	00416	washer DIN125 M5	8	
	00076	stop nut LN9348-05	4	
		***		
	33102.020A	. bottom hinge bracket pre- assembled	1	> 1326
		<i>Attaching Parts</i>		
	05038	bolt LN9037-05038	4	
	00416	washer DIN125 M5	8	
	00076	stop nut LN9348-05	4	
		***		


**Chapter/Illustration****Partnumber****Nomenclature****UpA****eff****57****Wing**

Chapter/Illustration	Partnumber	Nomenclature	UpA	eff
<b>57-00</b>		<b>General</b>		
	16100.000-LV	wing (with ailerons and spades)	1	
		<i>Attaching Parts</i>		
	13102.004	main spar bolt	2	
	02231	bolt LN9038-08020K	2	
	13102.006	special aluminium washer	2	
	00418	washer DIN125 M8	2	
	13102.003	collar bushing / glue-in-type	4	
	13102.008-01	shim		
	13102.008-02-VS	shim with holder		
	thru	1.5 mm thru 5 mm		
	13102.008-09-VS	in steps of 0.5 mm		
	00672	auxiliary spar bolt LN 9037-08050	2	
	00418	washer DIN125 M8	4	
	00078	stop nut LN9348-08	2	
		***		
	16101.002-LV-E1	. wing (without ailerons) (See Ch. 27 for ailerons)	1	

**Chapter/Illustration****Partnumber****Nomenclature****UpA****eff****61****Propeller**

Chapter/Illustration	Partnumber	Nomenclature	UpA	eff
<b>61-00</b>		<b>General</b>		
	01208	propeller 3-blade MTV-9-B-C/C200-15	1	
	01989	propeller 4-blade MTV-14-B-C/C190-17	1	
	32285	propeller 3-blade MTV-9-B-C/C198-25	1	
	01209	propeller governor Woodward A-210 988	1	
	31509	propeller governor MT-Propeller P-880-5	1	
	32941	propeller governor MT-Propeller P-880-41	1	
	00113	vernier control cable A-750-30-1200, 10ft	1	
	00121	.rod end bearing HF3 <i>Attaching Parts</i>	1	
	00592	bolt AN3-10	1	
	00416	washer DIN125-5,3	2	
	00936	washer DIN9021-5,3	1	
	00805	castle nut AN310C-3	1	
	NA4099	cotter pin MS24665-132 ***	1	
	63501.002	. clamp sheet <i>Attaching Parts</i>	4	
	63501.005-02	plastic grommet	2	
	01378	bolt DIN933 M4x12	4	
	01075	washer DIN125-4,3	8	
	00075	stop nut LN9348-04 ***	4	



Chapter/Illustration	Partnumber	Nomenclature	UpA	eff
	63301.006	. holder bracket		
		<i>Attaching Parts</i>		
	00589	bolt AN3-04A	1	
	31583	washer AN960-10	1	
	88	stop nut MS20364-1032A	1	
	00847	clamp MS21919W DG12	1	
		***		
	43401.005-02	. clamp block	1	
		<i>Attaching Parts</i>		
	01702	bolt AN3-07A	1	
	00416	washer DIN125-5,3	2	
	00802	stop nut MS21042-3	1	
		***		

<b>Chapter/Illustration</b>	<b>Partnumber</b>	<b>Nomenclature</b>	<b>UpA</b>	<b>eff</b>
-----------------------------	-------------------	---------------------	------------	------------

**71**

**Power Plant**

Chapter/Illustration	Partnumber	Nomenclature	UpA	eff
----------------------	------------	--------------	-----	-----

**71-20**

**Engine Mount**

63102.000-LK	tubular engine mount assembly painted (2 oil coolers system)	1	
--------------	--	---	--

*Attaching Parts*

00436	bolt DIN912 M12x160	4	
00072	stop nut DIN985 M12	4	
00420	washer DIN125 M12	2	
23102.049-02-LK	sleeve	2	



\*\*\*

83705.000-LK	tubular engine mount assembly painted (1 oil cooler system)	1	
--------------	---	---	--




*Attaching Parts*



00436	bolt DIN912 M12x160	4	
00072	stop nut DIN985 M12	4	
00420	washer DIN125 M12	2	
23102.049-02-LK	sleeve	2	





\*\*\*

Chapter/Illustration	Partnumber	Nomenclature	UpA	eff
<b>71-60</b>		<b>Air Intakes</b>		
		<i>Baffles and Attaching Parts</i>		
		<i>2 Oil Cooler System</i>		
	NOTE:	LN parts can be replaced by respective DIN parts		
	63105.001-VB	RH front baffle, pre- assembled with rubber	1	
		<i>Attaching Parts</i>		
	01378	bolt LN9037-04012	5	
	01075	washer DIN125 M4	5	
	01151	washer DIN9021 M4x12	5	
	00075	stop nut LN9348-04	5	
	07032	bolt UNC 3/8" x 3/4"	1	
	00419	washer DIN125 - A 10,5	1	
	07062	lock washer 3/8" STD678	1	
	02345	plug, special barrel nut Lyc.65614	1	
		***		
	63105.002-VB	LH front baffle, pre-assembled with rubber	1	
		<i>Attaching Parts</i>		
	01378	bolt LN9037-04012	3	
	01075	washer DIN125 M4	3	
	01151	washer DIN9021 M4x12	3	
	00075	stop nut LN9348-04	3	
	01853	bolt MS20074-04-06	2	
	01227	washer DIN9021 M6x20	2	
	63105.016-LK	strut	1	
	00589	AN3-4A	1	
	00936	washer DIN9021 5.3x15x1.2	1	
	07062	lock washer 3/8" STD678	1	
	02345	plug, special barrel nut Lyc.65614	1	
		***		
	63105.005-VB	LH side cylinder baffle, pre- assembled with rubber	1	


Chapter/Illustration	Partnumber	Nomenclature	UpA	eff
	63105.017	retaining sheet	2	
		<i>Attaching Parts</i>		
	00295	screw Lyc 1925	6	
	01227	washer DIN9021 M6x20 ***	6	
	63105.006-VB	RH side cylinder baffle, pre-assembled with rubber	1	
	63105.017	retaining sheet	2	
		<i>Attaching Parts</i>		
	00295	screw Lyc 1925	5	
		screw Lyc	1	
	01227	washer DIN9021 M6x20 ***	6	
	63105.003-VB	RH side rear baffle, pre-assembled with rubber	1	
		<i>Attaching Parts</i>		
	01378	bolt LN9037-04012	7	
	01075	washer DIN125 M4	7	
	01151	washer DIN9021 M4x12	7	
	00075	stop nut LN9348-04	7	
	63105.011	holder bracket	1	
	00295	screw Lyc 1925	1	
	01227	washer DIN9021 M6x20	1	

Chapter/Illustration	Partnumber	Nomenclature	UpA	eff
	00589	AN3-4A	1	
	00936	washer DIN9021 5.3x15x1.2	1	
	07062	lock washer 3/8" STD678	1	
	02345	plug, special barrel nut Lyc.65614	1	
		***		
	63105.004-VB	LH side rear baffle, pre- assembled with rubber <i>Attaching Parts</i>	1	
	01378	bolt LN9037-04012	7	
	01075	washer DIN125 M4	7	
	01151	washer DIN9021 M4x12	7	
	00075	stop nut LN9348-04	7	
	63105.007	holder bracket	1	
	00589	AN3-4A	1	
	00936	washer DIN9021 5.3x15x1.2	1	
	07062	lock washer 3/8" STD678	1	
	02345	plug, special barrel nut Lyc.65614	1	
		***		
	63105.013-VB	rear middle baffle, pre- assembled with rubber <i>Attaching Parts</i>	1	
	83002.010-01	holder bracket	1	

Chapter/Illustration	Partnumber	Nomenclature	UpA	eff
	83002.038	stiffening rear	1	
	01378	bolt LN9037-04012	6	
	01378	bolt LN9037-04014	6	
	01075	washer DIN125 M4	6	
	01151	washer DIN9021 M4x12	6	
	00075	stop nut LN9348-04 ***	6	


	63105.018-VB	threaded rods, set, pre-assembled	1	
--	--------------	-----------------------------------	---	--

*Baffles and Attaching Parts  
1 Oil Cooler System*

	83002.001-VB	RH front baffle, pre-assembled with rubber	1	
	01378	bolt LN9037-04012	2	

*Attaching Parts*

Chapter/Illustration	Partnumber	Nomenclature	UpA	eff
	01075	washer DIN125 M4	2	
	01151	washer DIN9021 M4x12	2	
	00075	stop nut LN9348-04	2	
	07032	bolt UNC 3/8" x 3/4"	1	
	00419	washer DIN125 - A 10,5	1	
	07062	lock washer 3/8" STD678	1	
	02345	plug, special barrel nut Lyc.65614	1	
		***		



83002.002-VB LH front baffle, pre-assembled with rubber 1

*Attaching Parts*


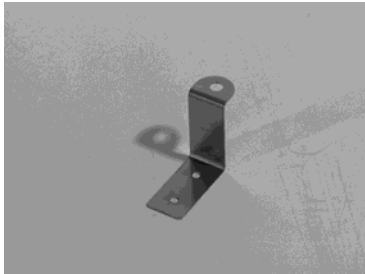
01378	bolt LN9037-04012	2
01075	washer DIN125 M4	2
01151	washer DIN9021 M4x12	2
00075	stop nut LN9348-04	2
01853	bolt MS20074-04-06	2
01227	washer DIN9021 M6x20	2
07032	bolt UNC 3/8" x 3/4"	1
00419	washer DIN125 - A 10,5	1
07062	lock washer 3/8" STD678	1
02345	plug, special barrel nut Lyc.65614	1
	***	



83002.005-VB LH side cylinder baffle, pre-assembled with rubber 1



Chapter/Illustration	Partnumber	Nomenclature	UpA	eff
	63105.017	retaining sheet	2	
		<i>Attaching Parts</i>		
	00295	screw Lyc 1925	6	
	01227	washer DIN9021 M6x20 ***	6	
	83002.006-VB	RH side cylinder baffle, pre-assembled with rubber	1	
	63105.017	retaining sheet	2	
		<i>Attaching Parts</i>		
	00295	screw Lyc 1925	6	
	01227	washer DIN9021 M6x20 ***	6	
	83002.003-VB	RH side rear baffle, pre-assembled with rubber	1	
		<i>Attaching Parts</i>		
	01378	bolt LN9037-04012	5	
	01075	washer DIN125 M4	5	
	01151	washer DIN9021 M4x12	5	
	00075	stop nut LN9348-04	5	

Chapter/Illustration	Partnumber	Nomenclature	UpA	eff	
	63105.011	holder bracket	1		
	01442	rivet AN470AD5-16	2		
	00295	screw Lyc 1925	1		
	01227	washer DIN9021 M6x20	1		
	07032	bolt UNC 3/8" x 3/4"	1		
	00419	washer DIN125 - A 10,5	1		
	07062	lock washer 3/8" STD678	1		
	02345	plug, special barrel nut Lyc.65614	1		
		***			
	83002.004-VB	LH side rear baffle, pre- assembled with rubber	1		
		<i>Attaching Parts</i>			
	01378	bolt LN9037-04012	4		
	01075	washer DIN125 M4	4		
	01151	washer DIN9021 M4x12	4		
	00075	stop nut LN9348-04	4		
	63105.007	holder bracket	1		
	01442	rivet AN470AD5-16	2		
	07032	bolt UNC 3/8" x 3/4"	1		
	00419	washer DIN125 - A 10,5	1		
	07062	lock washer 3/8" STD678	1		
	02345	plug, special barrel nut Lyc.65614	1		
			***		

Chapter/Illustration	Partnumber	Nomenclature	UpA	eff
	83002.007-VB	rear middle baffle, pre-assembled with rubber	1	
<i>Attaching Parts</i>				
	83002.010-01	holder bracket	1	
	83002.038	stiffening rear	1	
	01378	bolt LN9037-04012	3	
	01378	bolt LN9037-04014	3	
	01075	washer DIN125 M4	6	
	01151	washer DIN9021 M4x12	6	
	00075	stop nut LN9348-04	6	
		***		
	63105.018-VB	threaded rods, set, pre-assembled	1	



**Chapter/Illustration****Partnumber****Nomenclature****UpA****eff****72****Engine**

Chapter/Illustration	Partnumber	Nomenclature	UpA	eff
<b>72-00</b>		<b>General</b>		
	32712 Lycoming P/N: (R/H)ENPL- RT10427	Lycoming engine AEIO-580- B1A, no vacuum drive included	1	
		<i>Attaching Parts</i>		
	01817	shock mount / Barry Control PN 94016-02	4	
	00768	bolt AN7-50A	4	
	00804	self locking nut AN363C720 ***	4	
	00940 Lycoming P/N: (R/H)ENPL- RT9609	Lycoming engine AEIO-540- L1B5	1	
		<i>Attaching Parts</i>		
	01817	shock mount / Barry Control PN 94016-02	4	
	00768	bolt AN7-50A	4	
	00804	self locking nut AN363C720 ***	4	


Chapter/Illustration	Partnumber	Nomenclature	UpA	eff
----------------------	------------	--------------	-----	-----


**73****Engine Fuel  
and Control**

Chapter/Illustration	Partnumber	Nomenclature	UpA	eff
<b>73-20</b>		<b>Controlling</b>		
	63301.001-LK	front seat throttle control assembly, painted <i>Attaching Parts</i>	1	
	01383	bolt DIN933 M10x30	1	
	00057	bolt LN9037-08026	1	
	66301.002	anti-friction washer	1	
	00418	washer DIN125-8,4	2	
	01385	castle nut DIN937-M8	1	
	600005	splint LN94-25030	1	
	00206	bolt AN3-11	1	
	00416	washer DIN125-5,3	1	
	00805	castle nut AN310-C3	1	
	NA4099	cotter pin MS24665-132 ***	1	
	66301.007-LK	throttle control linkage	1	
	01430	switch sub miniature	1	
	01769	plug	1	
	66301.003-VB	rear seat throttle control assembly, painted <i>Attaching Parts</i>	1	
	NL4017	bolt LN9037-08022	1	
	66301.002	anti-friction washer	1	
	00418	washer DIN125-8,4	2	
	01385	castle nut DIN937-M8	1	
	600005	splint LN94-25030	1	
	00938	bolt AN3-13	1	
	00416	washer DIN125-5,3	3	
	00564	washer DIN9021-5,3	1	
	00805	castle nut AN310C-3	1	
	NA4099	cotter pin MS24665-132 ***	1	
	00233 obsolete, replaced by PN 33052	throttle control cable 3 m (10 ft)	1	
	00673 obsolete, replaced by PN 33052	throttle control cable 3.25 m (10.7 ft)	1	





Chapter/Illustration	Partnumber	Nomenclature	UpA	eff
	33052 <i>obsolete, replaced by PN 33589</i>	throttle control cable 3 m (10 ft)	1	
	33589	throttle control cable 3 m (10 ft)	1	1327
	00121	rod end bearing HF3 <i>Attaching Parts</i>	2	
	01703	bolt AN3-07	1	
	00416	washer DIN125-5,3	2	
	00936	washer DIN9021-5,3	1	
	00805	castle nut AN310C-3	1	
	NA4099	cotter pin MS24665-132 ***	1	
	43401.005-02	clamp block (front) <i>Attaching Parts</i>	1	
	01702	bolt AN3-07A	1	
	00416	washer DIN125-5,3	2	
	00802	stop nut MS21042-3 ***	1	
	63301.005-01	holder bracket for throttle control cable (with Sky Dynamics exhaust silencer)	1	
	63301.005-02	holder bracket for throttle control cable (with Gomolzig exhaust silencer)	1	
	25089	<i>Attaching Parts</i> bolt MS20074—4-4 ***	2	
	33566	bracket clamp	1	
	01554	attachment clamp	1	



Chapter/Illustration	Partnumber	Nomenclature	UpA	eff
		<i>Attaching Parts</i>		
	00589	bolt AN3-04A	1	
	00416	washer DIN125-5,3	2	
	00802	stop nut MS21042-3 ***	1	
	63501.003	clamp sheet	2	
		<i>Attaching Parts</i>		
	01378	bolt DIN933 M4x12	4	
	01075	washer DIN125-4,3	8	
	00075	stop nut LN9348-04 ***	4	
	43401.005-02	clamp block (rear)	1	
		<i>Attaching Parts</i>		
	00036	bolt LN9037-05026	1	
	00416	washer DIN125-5,3	2	
	00076	stop nut LN9348-05 ***	1	
	00112	mixture control cable A-750-20-1080, 9ft	1	
				
	00121	rod end bearing HF3	1	
		<i>Attaching Parts</i>		
	00592	bolt AN3-10	1	
	00416	washer DIN125-5,3	2	
	00936	washer DIN9021-5,3	1	
	00805	castle nut AN310C-3	1	
	NA4099	cotter pin MS24665-132 ***	1	
	63501.002	clamp sheet	2	
		<i>Attaching Parts</i>		
	63501.005-02	plastic grommet	1	
	01378	bolt DIN933 M4x12	2	
	01075	washer DIN125 M4	4	
	00075	stop nut LN9348-04	2	

Chapter/Illustration	Partnumber	Nomenclature	UpA	eff
	63301.004	. holder bracket for mixture control cable		
		<i>Attaching Parts</i>		
	25089	bolt MS20074—4-4	2	
		***		
	43401.005-02	clamp block		
	<i>Attaching Parts</i>			
	01702	bolt AN3-07A	1	
	00416	washer DIN125-5,3	2	
	00802	stop nut MS21042-3	1	
		***		

Chapter/Illustration	Partnumber	Nomenclature	UpA	eff
<b>73-30</b>		<b>Indicating</b>		
	73601.007	reducerfitting	1	
	FT3003	hose fuelflow 690mm, baffle to injection manifold <i>Attaching Parts</i>	1	
	00847	hose clamp	2	
	00589	bolt AN3-4A	1	
	87	nut MS20365-1032A	1	
	NA4126	Washer NAS1149F0332R ***	1	
	63210.020	PTFE hose fuelflow 690mm, baffle to injection manifold <i>Attaching Parts</i>	1	
	00847	hose clamp	2	
	00589	bolt AN3-4A	1	
	87	nut MS20365-1032A	1	
	NA4126	Washer NAS1149F0332R ***	1	
	00174	bulkhead fitting AN837-4D	1	
	00178	nut AN924-4D	1	
	00810	washer AN960C716	2	
	FT3000	hose fuelflow 325mm, firewall to baffle	1	
	63210.010	PTFE hose fuelflow 325mm, firewall to baffle	1	
	FT3001	hose manifold pressure 410mm, engine to firewall	1	
	63604.010	PTFE hose manifold pressure 410mm, engine to firewall	1	

Chapter/Illustration	Partnumber	Nomenclature	UpA	eff
	73601.005	adapter M10x1– 7/16"x20UNF	2	
	00178	nut AN924-4D	2	
	00810	washer AN960C716	2	
	63501.8	reinforcement plate	1	
	FF0007	KNAPP hose 1860mm firewall to fuel/manif. press. instr. <i>Attaching Parts</i>	2	
	FF0008	bolt KNAPP 800.2700	1	
	FF0009	hollow bolt M8x1 NX.0546	1	
	FF0011	sealing washer M8x1 DX.1227 ***	2	
	73601.001	adapter M8x1 - 1/8" NPT	2	
	03088	filter (MAP only)	1	
	03247	manifold pressure / fuel pressure indicator for Lycoming xx-540-xx engine	1	

---

Chapter/Illustration	Partnumber	Nomenclature	UpA	eff
		<i>Attaching Parts</i>		
	500003	bolt DIN 912 M4 x 20 V2A	4	
	00408	nut DIN 934 M4 ***	4	
	33448	manifold pressure / fuel pressure indicator for Lycoming xx-580-xx engine	1	
		<i>Attaching Parts</i>		
	500003	bolt DIN 912 M4 x 20 V2A	4	
	00408	nut DIN 934 M4 ***	4	
	93102.029-PG	fuel flow EDM 800-6C (with all sensors), package	1	
	31530	. EDM 800-6C	1	
	32507	.. EGT probe	6	
	31927	.. CHT probe	6	
		.. OAT probe	1	
		.. manifold pressure probe	1	
	32795	.. RPM probe	1	
	32912	.. fuel flow transducer	1	
	32059	. Oil temp probe	1	

**Chapter/Illustration****Partnumber****Nomenclature****UpA eff****77****Engine  
Indicating**

Chapter/Illustration	Partnumber	Nomenclature	UpA eff
<b>77-10</b>		<b>Power</b>	
	02489	RPM indicator digital (2700 RPM)	1
		<i>Attaching Parts</i>	
	ND4254	bolt DIN 912 M4 x 12 V2A	4
	00408	nut DIN 934 M4	4
		***	
	33624	RPM indicator digital (2600 RPM)	1
		<i>Attaching Parts</i>	
ND4254	bolt DIN 912 M4 x 12 V2A	4	
00408	nut DIN 934 M4	4	
	***		

Chapter/Illustration	Partnumber	Nomenclature	UpA eff
<b>77-20</b>		<b>Temperature</b>	
	00131	EGT/CHT instrument (Westach) <i>Attaching Parts</i>	1
	500003	bolt DIN 912 M4 x 20 V2A	4
	00408	nut DIN 934 M4 ***	4
	33438	EGT/CHT instrument (UMA) <i>Attaching Parts</i>	1
	500003	bolt DIN 912 M4 x 20 V2A	4
	00408	nut DIN 934 M4 ***	4



<b>Chapter/Illustration</b>	<b>Partnumber</b>	<b>Nomenclature</b>	<b>UpA eff</b>
-----------------------------	-------------------	---------------------	----------------

**78**

**Exhaust**

<b>Chapter/Illustration</b>	<b>Partnumber</b>	<b>Nomenclature</b>	<b>UpA eff</b>
<b>78-00</b>		<b>General</b>	
	00661	exhaust system assembly, completely, 3" manifold	1
	00293	exhaust system assembly, completely, 2" manifold	1

**Chapter/Illustration****Partnumber****Nomenclature****UpA eff****79****Oil**

Chapter/Illustration	Partnumber	Nomenclature	UpA eff
<b>79-20</b>		<b>Distribution</b>	
	31417	oil cooler (1 cooler system)	1
	83002.031-VB	oil cooler connection	1
	32313	Set fuel, oil and instrument lines (111)	1
	31566	Set fuel, oil and instrument lines (PTFE) option	1
	00107	front oil cooler Stewart Warner PN 8406R (2 cooler system)	1
		Attaching Parts	
	63105.009	oil cooler fastening sheet	10
	63105.009-02-VB	oil cooler mounting set, pre-assembled with threaded rod	4
		***	
	63100.001-VB	rear oil cooler, pre-assembled incl. Attaching Parts (2 cooler system)	1
		<i>Oil Lines 2 Cooler System:</i>	
	32256	Set PTFE oil lines	1
	07030	Set rubber oil lines	1
	FT3006	. hose oil 670 mm, engine to oil cooler rear	1
	01187	. . fitting AN816-8D nipple	1
	00163	. . fitting AN822-8D 90°	1
	FT3007	. hose oil 1105 mm, oil cooler rear to oil cooler front	1
	00163	. . fitting AN822-8D 90°	2

<b>Chapter/Illustration</b>	<b>Partnumber</b>	<b>Nomenclature</b>	<b>UpA eff</b>
	FT3008	. hose oil 1300 mm, oil cooler front to engine	1
	00163	. . fitting AN822-8D 90°	1
	00869	. . fitting AN823-8D 45°	1
	FT3009	. hose oil 285 mm, engine bottom to valve bottom	1
	700034	. . fitting AN823-10D 45°	1
	FT3010	. hose oil 305 mm, valve middle to oil pump	1
	700034	. . fitting AN823-10D 45°	1
	FT3011	. hose oil 550 mm, engine top to valve top	1
	700034	. . fitting AN823-10D 45°	2
	700034	. . fitting AN823-10D 45°	1
	FT3012	. hose oil 910 mm, sump vent to oil separator bottom	1
	700034	. . fitting AN823-10D 45°	1
	00912	. hose MIL-H-6000, 600/350/200 mm	1
	00175	. . fitting AN842-12D hose elbow 90°	2
	00881	. . fitting AN844-12D hose elbow 45°	1

Chapter/Illustration	Partnumber	Nomenclature	UpA eff
<b>79-30</b>		<b>Indicating</b>	
	73601.005	adapter M10x1 - 7/16x20 UNF	1
	73601.007	reducer fitting	1
	FI3002	oil pressure/oil temperature kit (Westach)	1
		<i>Attaching Parts</i>	
	500003	bolt DIN 912 M4 x 20 V2A	4
	00408	nut DIN 934 M4	4
		***	
	33428	oil pressure/oil temperature kit (UMA)	1
		<i>Attaching Parts</i>	
	500003	bolt DIN 912 M4 x 20 V2A	4
	00408	nut DIN 934 M4	4
		***	