

# **Illustrated Parts Catalogue**

## **EXTRA 300/SC**

### **Doc. No. : EA-0C703**

## Record of Revisions

Issue	Date	Approval	Date
1. Edition	16. June 2008	EASA Major Change Approval N°. EASA.A.C.08679	17. July 2008
1. Revision	26. January 2012	The technical content of this document is approved under the authority of DOA N°. EASA.21J.073	13. July 2012
2. Revision	27. November 2012	EASA Major Change Approval N°. 10044698 & 10044704	30. April 2013
3. Revision	5. September 2013	The technical content of this document is approved under the authority of DOA N°. EASA.21J.073	17. December 2013
4. Revision	12. September 2014	The technical content of this document is approved under the authority of DOA N°. EASA.21J.073	7. January 2015
5. Revision	5. November 2015	The technical content of this document is approved under the authority of DOA N°. EASA.21J.073	24. November 2015
6. Revision	12. February 2019	The technical content of this document is approved under the authority of DOA N°. EASA.21J.073	19. April 2019

## Log of Effective Pages

Page	Date	Page	Date
0-1 Title Page	16. June 2008	73-3	12. September 2014
0-2 thru 0-3	12. February 2019	73-4 thru 73-10	12. February 2019
0-4	27. November 2012	77-1	26. January 2012
0-5	12. September 2014	77-2	12. February 2019
0-6 thru 0-7	12. February 2019	77-3	27. November 2012
21-1	12. September 2014	77-4 thru 8	12. February 2019
21-2 thru 21-3	12. February 2019	78-1	26. January 2012
23-1	26. January 2012	78-2 thru 78-3	12. February 2019
23-2	12. February 2019	79-1	26. January 2012
24-1	26. January 2012	79-2	12. February 2019
24-2 thru 24-4	12. February 2019	79-3	27. November 2012
25-1	26. January 2012	96-1 thru 96-2	26. January 2012
25-2 thru 25-3	12. February 2019	96-3 thru 96-5	27. November 2012
27-1	26. January 2012		
27-2	12. February 2019		
27-3 thru 27-4	26. January 2012		
27-5 thru 27-13	12. September 2014		
27-14 thru 27-15	12. February 2019		
28-1	26. January 2012		
28-2 thru 28-6	12. February 2019		
28-7 thru 28-11	26. January 2012		
31-1 thru 31-3	26. January 2012		
32-1	26. January 2012		
32-2 thru 32-4	12. February 2019		
32-5	5. September 2013		
32-6 thru 32-7	12. February 2019		
32-8	5. September 2013		
33-1 thru 33-2	5. September 2013		
34-1 thru 34-2	26. January 2012		
34-3 thru 34-5	5. September 2013		
51-1	26. January 2012		
51-2 thru 51-5	12. February 2019		
51-6	26. January 2012		
53-1 thru 53-2	26. January 2012		
53-3 thru 53-4	12. February 2019		
55-1	26. January 2012		
55-2 thru 55-7	12. February 2019		
57-1 thru 57-2	26. January 2012		
61-1	26. January 2012		
61-2 thru 61-3	12. February 2019		
71-1	26. January 2012		
71-2 thru 71-7	12. February 2019		
72-1	26. January 2012		
72-2 thru 72-3	12. February 2019		
73-1	26. January 2012		
73-2	12. February 2019		

--	--	--	--

## Table of Contents

21	Air Conditioning	21-1
23	Communications	23-1
24	Electrical System	24-1
25	Equipment and Furnishings	25-1
27	Flight Controls	27-1
28	Fuel	28-1
31	Indicating/ Recording Systems	31-1
32	Landing Gear	32-1
33	Lights	33-1
34	Navigation	34-1
51	Standard Practices and Structures - General	51-1
53	Fuselage	53-1
55	Stabilizers	55-1
57	Wing	57-1
61	Propeller	61-1
71	Power Plant	71-1
72	Engine	72-1
73	Engine Fuel and Control	73-1
77	Engine Indicating	77-1
78	Exhaust	78-1
79	Oil	79-1
96	Smoke	96-1

## Explanations to the EXTRA 300/SC Illustrated Parts Catalogue

Concerning the chapter set-up and the structure of parts lists this Parts Catalogue has been prepared referring to the recommendations of the ATA 100 Specification.

So the respective system chapter can be selected from the table of contents to find the desired part.

Where possible the parts have been usefully sorted (e.g. from inboard to outboard, front to rear, center to periphery etc.) to make finding easier.

Independent parts, assemblies or groups of parts are generally divided by an empty line.

A dot in the nomenclature column at the beginning of a part designation means that this part is a constituent part of the next higher (minus one dot) assembly:

Partnumber	Nomenclature	UpA
53201.007-VB	tail wheel assembly	1
	<i>Attaching Parts</i>	
00433	bolt DIN912 M10x100	1
00419	washer DIN125 M10	2
00079	stop nut LN9348-10	1
	***	
53201.007-01	. LH wheel half	1
53201.007-02	. RH wheel half	1
53201.009	. spacer sleeve	1
00277	. bearing	2
00395	. solid rubber tire	1

Attaching Parts always refer to one single part, assembly or group of parts:

13105.005	bracket	4
	<i>Attaching Parts</i>	
00416	washer DIN125 5	2
00076	stop nut LN9348-05	2
	***	

(each bracket is attached by 2 washers and 2 stop nuts).

If LH/RH parts are described the Attaching Parts refer to one of it:

46304.000-L	pedal rear LH pre-assembled	1
46304.000-R	pedal rear RH pre-assembled	1
	<i>Attaching Parts</i>	
00595	bolt AN3-15A	4
00936	washer DIN9021 5,3x15x1,2 galZnC	6
00416	washer DIN125 5	2
00802	nut AN3	4
	***	

(each pedal is attached by 4 bolts etc.)

Sometimes Attaching Parts refer to a group of parts. In this case these parts are not divided by an empty line:

02453	pulley AN210-3B (MS24566-3B)	4
26102.211	cable guide	4
	<i>Attaching Parts</i>	
02456	bolt AN4-10	1
00417	washer DIN125 6	2
00803	nut MS21042-4 Stop Metal	1
	***	

(One pulley together with one cable guide is attached by 1 bolt etc.)

Alternative parts are marked with an "a" in the UpA column:

8C720.000-NRS	2 <sup>nd</sup> oil cooler retrofit kit	1
00107	. Oil cooler Meggit	1
34675	. Oil cooler Niagara	a
34676	. Oil cooler Aero Classics	a



"alternative" always refers to the preceding element of the same level

Note: „UpA“ in the table headline means “Units per Assembly“  
 “eff” means “effective” for serial number SC\_ \_ \_

Generally all parts are ready for installation, where necessary painted. A “K” as the last letter of the partnumber means, that this part is painted custom-specified.

**Chapter/Illustration****Partnumber****Nomenclature****UpA eff****21****Air  
Conditioning**



Chapter/Illustration	Partnumber	Nomenclature	UpA	eff
<b>21-40</b>		<b>Heating</b>		
	8D002.002	baffle LH Front	1	≤ 059
	8D606.005	3" Flange	1	≤ 059
	31941	rivet	4	≤ 059
	Option 300/SC KBS11	Kit "Heating"	1	≥ 060
	8C606.036	3" SCAT ducting, baffle -> exhaust <i>Attaching Parts</i>	1	
	01353	worm drive hose clamp 60-80	2	
	33364	3" hose clamp ***	3	
	8C606.037	3" SCAT ducting, exhaust -> selector box <i>Attaching Parts</i>	1	
	01353	worm drive hose clamp 60-80	2	
		***		
	8D606.010	heater selector box <i>Attaching Parts</i>	1	
	NL4001	bolt LN9037-04012	4	
	01075	washer DIN125 A4,3 - 140 HV – galZnC	8	
	00075	nut LN9348-04 Polystop ***	4	


Chapter/Illustration	Partnumber	Nomenclature	UpA	eff
	8D606.020	heater distribution box	1	
	8C606.038	2" SCAT ducting, distribution box -> outlet	2	
		<i>Attaching Parts</i>		
	03063	worm drive hose clamp 40-60	2	
		***		
	FT0030	outlet RH	1	
	FT0099	outlet LH	1	
	00217	T-handle dash control, single wire	1	
		<i>Attaching Parts</i>		
	00076	nut LN9348-05 polystop	1	
	00936	washer DIN9021 5,3x15x1,2 galZnC	2	
	33231	hose clamp	1	
	00033	bolt LN9037-05020	1	
	00076	nut LN9348-05 polystop	1	
	00416	washer DIN125-5,3	2	
		***		
	63501.003	clamping plate	2	
		<i>Attaching Parts</i>		
	NL4001	bolt LN9037-04012	2	
	01075	washer DIN125 A4,3 - 140 HV - galZnC	4	
	00075	nut LN9348-04 Polystop	2	
		***		
	8D606.004	placard holder plate	1	






**Chapter/Illustration****Partnumber****Nomenclature****UpA eff****23****Communications**

<b>Chapter/Illustration</b>	<b>Partnumber</b>	<b>Nomenclature</b>	<b>UpA</b>	<b>eff</b>
<b>23-50</b>		<b>Audio Integrating</b>		
I	8C290.020-VB	Dual COM PCB	1	

**Chapter/Illustration****Partnumber****Nomenclature****UpA eff****24****Electrical  
System**

Chapter/Illustration	Partnumber	Nomenclature	UpA	eff
<b>24-00</b>		<b>General</b>		
	00185	ignition switch	1	
	31488	toggle switch MS35059-27	1	
	01601	toggle switch MS35059-22	1	
	01602	toggle switch MS35058-22	1	
	32284	toggle switch MS35058-21	1	
	00140	Press-To-Test Indicator Red	1	
	02700	switch circuit breaker 5 Amp	2	
	02701	switch circuit breaker 10 Amp	2	
	03618	switch circuit breaker 40 Amp	1	
	31526	circuit breaker 1 Amp	1	
	31508	circuit breaker 2 Amp	1	
	31507	circuit breaker 3 Amp	1	
	31506	circuit breaker 5 Amp	1	
	31505	circuit breaker 10 Amp	1	
	30675	circuit breaker 15 Amp	1	
		83290.001-VB relay PCB fuse pre-assembled	1	
<b>I</b>	32978	starter relay, White Rodgers	1	
		<i>Attaching Parts</i>		
	00545	bolt DIN933 M5x20	2	
	00936	washer DIN9021-5.3	4	
	00076	nut LN9348-05	2	
		***		

Chapter/Illustration	Partnumber	Nomenclature	UpA	eff
<b>24-30</b>		<b>DC Generation</b>		
	31726	alternator B&C Model SD-8 14 Volt	1	
	32475	alternator Regulator PMR1C	1	
	31727	over voltage kit for SD-8 alternator 14 Volts	1	
	31614	alternator relay, Tyco <i>Attaching Parts</i>	1	
	01378	bolt DIN933 M4x12	2	
	01151	washer DIN9021-4.3	4	
	00075	nut LN9348-04 ***	2	
	03617	battery Concorde RG25 XC <i>Attaching Parts</i>	1	
	 73206.010-LK	battery frame for Concorde RG25XC (painted)	1	
	73206.012-R-VB	threaded rod RH for battery frame pre-assembled	2	
	73206.012-L-VB	threaded rod LH for battery frame pre-assembled ***	2	
	33697	battery Concorde RG-12LSA <i>Attaching Parts</i>	a	
	 73206.010-LK	battery frame for Concorde RG25XC (painted)	1	
	8C704.11-01	threaded rod LH for battery frame	2	

Chapter/Illustration	Partnumber	Nomenclature	UpA	eff
	8C704.11-01	threaded rod LH for battery frame	2	
	00416	washer DIN125-5,3	16	
	00406	nut DIN934 M5	8	
	00076	nut LN9348-05 polystop ***	8	
	00136	battery relay, White Rodgers	1	
		<i>Attaching Parts</i>		
	00545	bolt DIN933 M5x20	2	
	00936	washer DIN9021-5.3	4	
	00076	nut LN9348-05 ***	2	
	32406	Amperemeter	1	
		<i>Attaching Parts</i>		
	31567	bolt MS35214-28	4	
	FE4074	Tinnerman NAS487-20 ***	4	



**Chapter/Illustration****Partnumber****Nomenclature****UpA eff****25****Equipment and  
Furnishings**

Chapter/Illustration	Partnumber	Nomenclature	UpA	eff
<b>25-10</b>		<b>Flight Compartment</b>		
	74201.004-VF obsolete, replaced by 7C202.004-VF	seat	1	
	7C202.004-VF	seat <i>Attaching Parts</i>	1	
	00118	bolt AN526C1032-R8	4	
	00298	special washer ***	4	
	74201.006-VF	backrest <i>Attaching Parts</i>	1	
	76201.002-02	Pip Pin with cable	4	
		***		
	76201.020-LK	adjusting tube (painted) <i>Attaching Parts</i>	2	
	00052	bolt LN9037-06036	1	
	00417	washer DIN125 M6	2	
	00077	nut LN9348-06 ***	1	
	74201.203-LK	bracket bottom backrest adjustment <i>Attaching Parts</i>	2	
	00982	bolt LN9037-05014	1	
	00936	washer DIN9021 5,3x15x1,2 galZnC	1	
	00076	nut LN9348-05 Polystop ***	1	
	FK0002	seat belt assy. with single ratchet (grey)	1	

Chapter/Illustration	Partnumber	Nomenclature	UpA	eff
----------------------	------------	--------------	-----	-----



	FK0019	seat belt assy. with single ratchet (red/blue)	a	
	31856	seat belt assy. with double ratchet (grey)	a	

*Attaching Parts*

	NL4017	bolt LN9037-08022	4	
	00418	washer DIN125 M8	4	
	01303	washer DIN9021 8,4x24	4	
	00078	stop nut LN9348-08	4	
	80	bolt AN4-6A	1	
	01227	washer DIN9021 6,4x18	1	
	00803	stop nut MS21042-4	1	

\*\*\*

	02447	document case	1	
--	-------	---------------	---	--

*Attaching Parts*

	00202	bolt AN3-3A	3	
	00564	washer DIN9021 M5x20	3	

\*\*\*






	01234	eye ball vent	2	
--	-------	---------------	---	--





*Attaching Parts*


	01405	bolt MS24693-S271	4	
--	-------	-------------------	---	--

\*\*\*

**Chapter/Illustration****Partnumber****Nomenclature****UpA eff****27****Flight Controls**

Chapter/Illustration	Partnumber	Nomenclature	UpA	eff
<b>27-00</b>		<b>General</b>		
	4C201.010.KBS	torquetube assembly	1	
	4C205.000-LK	. torquetube painted	1	
	00274	. bearing 6202-2RSH/2RSR	1	
		<i>Attaching Parts</i>		
	02409	bolt LN9037-05058	1	
	01228	washer DIN988 6 x 12	1	
	01227	washer DIN9021 6.4 x 18	1	
		***		
	44203.000-LK obsolete, replaced by 4C203.000-LK	. control stick, painted	1	
	4C203.000-LK	. control stick, painted	1	
		<i>Attaching Parts</i>		
	02409	bolt LN9037-05058	1	
	00416	washer DIN125 5	2	
	00076	stop nut LN9348-05	1	
		***		
	6C613.006-01	. rubber handle	1	

Chapter/Illustration	Partnumber	Nomenclature	UpA	eff
	4C205.007-01	. torquetube bearing, front bottom	1	
	4C205.007-02	. torquetube bearing, front top	1	
		<i>Attaching Parts</i>		
	06058	bolt LN9037-06058	2	
	00417	washer DIN125 6	4	
	00077	stop nut LN9348-06	2	
		***		
	4C205.008-01	. torquetube bearing, rear bottom	1	
	4C205.008-02	. torquetube bearing, rear top	1	
		<i>Attaching Parts</i>		
	06058	bolt LN9037-06058	2	
	00417	washer DIN125 6	4	
	00077	stop nut LN9348-06	2	
		***		

Chapter/Illustration	Partnumber	Nomenclature	UpA	eff
	FK0014	Torque tube cover leather	1	
	44205.010-VB	aileron travel stop assembly	2	
	8C616.1	reinforcement tube (option)	2	
	00548	elevator travel stop bolt, front DIN933 M6x45	1	
	01109	nut DIN439-04 B M6	1	
	00548	elevator travel stop bolt, rear DIN933 M6x30	1	
	01109	nut DIN439-04 B M6	1	

**Chapter/Illustration      Partnumber      Nomenclature      UpA    eff**

**27-10**

**Aileron & Tab**



44501.000-06-LK      control rod 6 520mm (painted)      2

00242      rod ends male threaded      4

500015      nut DIN439 M8 galZnC      4

*Attaching Parts*

00047      bolt LN9037-06026      2

00937      washer DIN988 6x0.5      2

00417      washer DIN125-6,4      2

00077      nut LN9348-06      2

\*\*\*



4C202.002-VS      inboard wing bellcrank      2

*Attaching Parts*

00042      bolt LN9037-05065      1

00416      washer DIN125 M5      2

00076      stop nut LN9348-05      1

\*\*\*

13105.005      bracket      4

*Attaching Parts*

00416      washer DIN125 5      2

00076      stop nut LN9348-05      2

\*\*\*

4C501.014      control rod 7 1231mm      2

00242      rod ends male threaded      4

500015      nut DIN439 M8 galZnC      4



Chapter/Illustration	Partnumber	Nomenclature	UpA	eff
		<i>Attaching Parts</i>		
	00047	bolt LN9037-06026	2	
	00937	washer DIN988 6x0.5	2	
	00417	washer DIN125-6,4	2	
	00077	nut LN9348-06	2	
		***		
	43202.003-LK	outboard wing bellcrank	2	
		<i>Attaching Parts</i>		
	00042	bolt LN9037-05065	1	
	00416	washer DIN125 5	2	
	00076	stop nut LN9348-05	1	
		***		
	13105.005	bracket	4	
		<i>Attaching Parts</i>		
	00416	washer DIN125 5	2	
	00076	stop nut LN9348-05	2	
		***		
	44501.000-08-LK	control rod 8 420mm (painted)	2	
	00242	rod ends male threaded	4	
	500015	nut DIN439 M8 galZnC	4	
		<i>Attaching Parts</i>		
	00047	bolt LN9037-06026	2	
	00937	washer DIN988 6x0.5	2	
	00417	washer DIN125 6,4	2	
	00077	nut LN9348-06	1	
		***		
	1C302.000-01-LK	linkage with spade arm LH	1	
	1C302.000-02-LK	linkage with spade arm RH	1	
		<i>Attaching Parts</i>		
	00416	washer DIN125 M5	4	
	00076	stop nut LN9348-05	4	
	01177	maschine screw AN526-1032-R6	1	
	00416	washer DIN125 5	1	
		***		



Chapter/Illustration	Partnumber	Nomenclature	UpA	eff
	1C301.000-01	aileron LH	1	
	1C301.000-02	aileron RH	1	
		<i>Attaching Parts</i>		
	00037	bolt LN9037-05028 (outboard hinges)	3	
	00416	washer DIN125 5	6	
	00076	stop nut LN9348-05	3	
		***		
	1C105.004	. bracket	4	
		<i>Attaching Parts</i>		
	00416	. washer DIN125 M5	2	
	00076	. stop nut LN9348-05	2	
		***		
	1C105.016	bearing housing	2	
		<i>Attaching Parts</i>		
	05016	bolt LN9037-05016	3	
		***		
	1C105.010	bearing with pivot		
		<i>Attaching Parts</i>		
	NL4129	nut LN9345-06	1	
	NL4147	cotter pin LN94-15015	1	
	NL4077	sheet LN9023	1	
	00034	bolt LN9037-05022	3	
	00416	washer DIN125 M5	3	
		***		


Chapter/Illustration	Partnumber	Nomenclature	UpA	eff
<b>27-20</b>		<b>Rudder &amp; Tab</b>		
	4C304.000-01	pedal LH pre-assembled <i>Attaching Parts</i>	1	
	00595	bolt AN3-15A	4	
	00416	washer DIN125 - A 5,3 - 140 HV - galZnC	8	
	00802	nut AN3 (MS21042-3) ***	4	
	FB0001	. master cylinder MATCO MC-4E <i>Attaching Parts</i>	1	
	00035	. bolt LN9037-05024	1	
	00416	. washer DIN125 - A 5,3 - 140 HV - galZnC	2	
	00076	. nut LN9348-05 Polystop	1	
	NL0003	. bolt LN9037-06040	1	
	00417	. washer DIN125 - A 6,4 - 140 HV - galZnC	2	
	00077	. nut LN9348-06 Polystop ***	1	
	46303.000-10-LK	. brake pedal LH, painted <i>Attaching Parts</i>	1	
	43302.003-02	. bearing axle ( D16 x 116 )	1	
	00067	. bolt LN9038-K06016	2	
	00937	. washer DIN 988 6 x 12 x 0,5 ***	2	
	00032	. . bolt LN9037-04022 (travel stop)	1	
	01075	. . washer DIN125 A4,3 - 140 HV - galZnC	2	
	00075	. . nut LN9348-04 Polystop	1	
	46303.000-50-LK	. S-tube LH painted <i>Attaching Parts</i>	1	
	00067	. bolt LN9038-K06016	2	


Chapter/Illustration	Partnumber	Nomenclature	UpA	eff
	01227	. washer DIN9021 6,4 x 20 galZnC ***	2	
	83604.011-03	. support guide tube	2	
	83604.011-01	. support foot rest rear	1	
	4C302.203	. support foot rest front	1	
	44302.202-01-LK	. support pedal LH, painted	1	
	74204.001-01-FB	. foot rest LH	1	
		<i>Attaching Parts</i>		
	NL4293	. bolt DIN933 M5x25	2	
	00416	. washer DIN125 - A 5,3 - 140 HV - galZnC ***	2	
	4C302.208-LK	. reinforcement sheet	1	
		<i>Attaching Parts</i>		
	NL4293	. bolt LN9438-AM0516 ***	2	
		<i>Attaching Parts</i>		
	4C302.205-FB	. adjustment tube, short	2	
		<i>Attaching Parts</i>		
	46303.008-01	. bracket for spring LH	1	
		<i>Attaching Parts</i>		
	NL4164	. bolt LN9038-05016	2	
	00416	. washer DIN125 - A 5,3 - 140 HV - galZnC ***	2	
	00201	. spring RZ-147-K-01	1	
	4C304.000-02	pedal RH pre-assembled	1	
		<i>Attaching Parts</i>		
	00595	bolt AN3-15A	4	
	00416	washer DIN125 - A 5,3 - 140 HV - galZnC	8	





Chapter/Illustration	Partnumber	Nomenclature	UpA	eff
	00802	nut AN3 (MS21042-3) ***	4	
	FB0001	. master cylinder MATCO MC-4E <i>Attaching Parts</i>	1	
	00035	. bolt LN9037-05024	1	
	00416	. washer DIN125 - A 5,3 - 140 HV - galZnC	2	
	00076	. nut LN9348-05 Polystop	1	
	NL0003	. bolt LN9037-06040	1	
	00417	. washer DIN125 - A 6,4 - 140 HV - galZnC	2	
	00077	. nut LN9348-06 Polystop ***	1	
	46303.000-20-LK	. brake pedal RH, painted <i>Attaching Parts</i>	1	
	43302.003-02	. bearing axle ( D16 x 116 )	1	
	00067	. bolt LN9038-K06016	2	
	00937	. washer DIN 988 6 x 12 x 0,5 ***	2	
	00032	. . bolt LN9037-04022 (travel stop)	1	
	01075	. . washer DIN125 A4,3 - 140 HV - galZnC	2	
	00075	. . nut LN9348-04 Polystop	1	
	46303.000-60-LK	. S-tube RH painted <i>Attaching Parts</i>	1	
	00067	. bolt LN9038-K06016	2	
	01227	. washer DIN9021 6,4 x 20 galZnC ***	2	
	83604.011-03	. support guide tube	2	
	83604.011-01	. support foot rest rear	1	
	4C302.203	. support foot rest front	1	
	44302.202-02-LK	. support pedal RH, painted	1	
	74204.001-02-FB	. foot rest RH <i>Attaching Parts</i>	1	
	NL4293	. bolt DIN933 M5x25	2	

Chapter/Illustration	Partnumber	Nomenclature	UpA	eff
	00416	. washer DIN125 - A 5,3 - 140 HV - galZnC ***	2	
	4C302.208-LK	. reinforcement sheet <i>Attaching Parts</i>	1	
	NL4293	. bolt LN9438-AM0516 ***	2	
	4C302.205-FB	. adjustment tube, short	2	
	46303.008-02	. bracket for spring RH <i>Attaching Parts</i>	1	
	NL4164	. bolt LN9038-05016	2	
	00416	. washer DIN125 - A 5,3 - 140 HV - galZnC ***	2	
	00201	. spring RZ-147-K-01	1	
	76201.002-01	quick release pin with attachment cable	2	
	50156	rudder control cable kit <i>Attaching Parts</i> (included in kit) ***	1	
	46301.000-02	. rudder control cable	2	

Chapter/Illustration	Partnumber	Nomenclature	UpA	eff
	00116	cable fairleads 3/4" (two halves)	10	
		<i>Attaching Parts</i>		
	01157	fairlead retaining clips ***	1	

Chapter/Illustration	Partnumber	Nomenclature	UpA	eff
<b>27-30</b>		<b>Elevator &amp; Tab</b>		
	4C501.011	control rod 0 821 mm (painted)	1	
	00242	rod ends male threaded	2	
	500015	nut DIN439 M8 galZnC	2	
		<i>Attaching Parts</i>		
	00069	bolt LN9355-06-14	1	
	00937	washer DIN988 6x0.5	1	
	00077	stop nut LN9348-06	1	
	00047	bolt LN9037-06026	1	
	00937	washer DIN988 6x0.5	1	
	00417	washer DIN125 6,4	1	
	00077	nut LN9348-06	1	
		***		
		4C103.001-LK	rocker type bellcrank	1
		<i>Attaching Parts</i>		
	00041	bolt LN9037-05054	1	
	00416	washer DIN125 5	2	
	00076	stop nut LN9348-05	1	
		***		
	4C501.012	control rod 1 2235 mm (painted)	1	
	00242	rod ends male threaded	2	
	500015	nut DIN439 M8 galZnC	2	
		<i>Attaching Parts</i>		
	00047	bolt LN9037-06026	1	
	00937	washer DIN988 6x0.5	1	
	00417	washer DIN125 6,4	1	
	00077	nut LN9348-06	1	
	06030	bolt LN9037-06030	1	
	00937	washer DIN988 6x0,5	1	
	01228	washer DIN988 6x1,2	2	
	00417	washer DIN125 6,4	1	
	00077	nut LN9348-06	2	



Chapter/Illustration	Partnumber	Nomenclature	UpA	eff
		***		
	33274	trim switch	1	
	Trimmzüge 300/SC	trim bowden cable (pre-assembled)	1	
		<i>Attaching Parts</i>		
	43402.002-VB	rear attaching assembly	1	
		***		
	43401.005-04	clamp block	1	
		<i>Attaching Parts</i>		
	00036	bolt LN9037-05026	1	
	00416	washer DIN125 5	2	
	00076	stop nut LN9348-05	1	
		***		
	31668	electric trim system T3-12A	1	
		<i>Attaching Parts</i>		
	02246	bolt DIN912 M3 x 10	4	
	NL4068	washer LN9025-0305L	8	
	600001	stop nut LN9348-03	4	
		***		

Chapter/Illustration	Partnumber	Nomenclature	UpA	eff
	8C613.001-LK	angle sheet	1	
		<i>Attaching Parts</i>		
	01717	AN3-4	2	
	00936	washer DIN9021 5,3 ***	2	
	8C613.002-LK	angle sheet	1	
		<i>Attaching Parts</i>		
	01717	AN3-4	2	
	00936	washer DIN9021 5,3 ***	2	
	4C401.004-VB	trim lever, pre-assembled	1	


**Chapter/Illustration****Partnumber****Nomenclature****UpA eff****28****Fuel**

Chapter/Illustration	Partnumber	Nomenclature	UpA	eff
----------------------	------------	--------------	-----	-----

**28-10**

**Storage**


6C203.024-VM	front center tank, assembly	1	
	<i>Attaching Parts</i>		
6C203.026-10-FB	metal attachment belt (painted)	1	
6C203.026-20-FB	metal attachment belt (painted)	1	
00076	stop nut LN9348-05	2	
00416	washer DIN125 M5	4	
	***		



6C203.025-VM	rear center tank, assembly	1	
--------------	----------------------------	---	--

*Attaching Parts*

6C203.007-10-FB	metal attachment belt (painted)	1	
6C203.007-20-FB	metal attachment belt (painted)	1	
00076	stop nut LN9348-05	2	
00416	washer DIN125 M5	4	
	***		





64203.010-VB	fuel filler front center tank, assembly	1	
--------------	---	---	--





66203.010-VB	fuel filler center tank	a	
	<i>Attaching Parts</i>		





6C203.028	hose 50mm diam.	1	
-----------	-----------------	---	--


Chapter/Illustration	Partnumber	Nomenclature	UpA	eff
	03063	worm drive hose clip 40-60MM	2	
	00118	bolt AN526C-1032-R8 ***	4	
	64203.010-VB	fuel filler rear center tank, assembly	1	
	66203.010-VB	fuel filler center tank <i>Attaching Parts</i>	a	
	64203.012	hose 50mm diam.	1	
	03063	worm drive hose clip 40-60MM	2	
	00118	bolt AN526C-1032-R8 ***	4	



Chapter/Illustration	Partnumber	Nomenclature	UpA	eff
	6C203.011-VM	acro tank pre-assembled	1	
	<i>Attaching Parts</i>			
	6C203.201-FB	metal attachment belts (painted)	2	
	00076	stop nut LN9348-05	2	
	00416	washer DIN125 M5 ***	4	
	6C214.010-VB	vent line (acro tank to Fitting)	1	
	6C214.030-VB	vent line (Fitting to rear center tank)	1	
	6C214.040-VB	vent line (rear center tank to overboard)	1	
	6C214.050-VB	vent line (front center tank to overboard)	1	
	00156	fitting AN815-4D	1	
	6C213.000-VB	vent and drain lines, set	1	
	63202.003-VB	vent tube assembly inside wing tank	2	
	64215.10-VB	vent line (LH Wing Tank -> T- Fitting)	1	
	64215.20-VB	vent line (RH Wing Tank -> T- Fitting)	1	
	64215.30-VB	vent line (T-Fitting -> Overboard)	1	
	00168	fitting AN824-6D Tee	1	
	32089	fitting E9892064 Reducer	1	
	01051	. spy-rap	1	






Chapter/Illustration	Partnumber	Nomenclature	UpA	eff
	13104.002-VB	aluminium door wing tank LH with fuel capacity transmitter	1	
	13104.003-VB	aluminium door wing tank RH	1	
		<i>Attaching Parts</i>		
	13104.004	reinforcement frame	1	
	00298	special washer	18	
	00589	bolt AN3-4A	18	
	00416	washer DIN125 M5	18	
		***		
	00545	bolt DIN933 M5x20 for bonding	2	
	00416	washer DIN125 M5	6	
	00076	stop nut LN9348-05	2	
	00406	nut DIN934 M5	2	
	13107.001-02	fuel filler cap wing tank	2	
	31492	O-Ring MS28775-220	2	

Chapter/Illustration	Partnumber	Nomenclature	UpA	eff
	13107.001-01	standpipe	2	
	13107.001-VB	retaining nut with sealing lip	2	



Chapter/Illustration	Partnumber	Nomenclature	UpA	eff
<b>28-20</b>		<b>Distribution</b>		
	64206.010-VB	fuel selector valve pre-assembled	1	
		<i>Attaching Parts</i>		
	00202	bolt AN3-3A (secured with Loctite 243)	2	
	00936	washer DIN9021 5,3x15x1,2 galZnC	2	
		***		
	64206.003-LK	control rod (painted)	1	
		<i>Attaching Parts</i>		
	NL4001	bolt LN9037-04012	2	
	01075	washer DIN125 A4,3 - 140 HV - galZnC	3	
	00075	nut LN9348-04 Polystop	3	
	00038	bolt LN9037-05030	1	
	00936	washer DIN9021 5,3x15x1,2 galZnC	2	
	00076	nut LN9348-05 Polystop	1	
		***		
	02940	. pressure spring fuel selector VD-150C	1	
				
	00419	. washer DIN125 - A 10,5 - 140 HV - galZnC	2	
	NA4117	. bolt MS24693C50 (secured with Loctite 243)	1	
	00138	gascolator PN 10580	1	
	63501.004	attachment bracket	1	
	00846	grommet MS35489-20	1	
		<i>Attaching Parts</i>		
	01378	bolt DIN933 M4x12	4	
	160	Washer DIN9021-4,3	4	
	01075	Washer DIN125-4,3	4	
	00075	Nut LN9348-04	4	

Chapter/Illustration	Partnumber	Nomenclature	UpA	eff
		***		
	01207	electric fuel pump	1	
	63206.004	attachment bracket	2	
	01526	clamp NORMA 50-70	2	
		<i>Attaching Parts</i>		
	00544	bolt DIN933 M5x12	4	
	00936	washer DIN9021-5,3	4	
	00416	washer DIN125-5,3	4	
	00076	nut LN9348-05	4	
		***		
	64202.002-VB	wing tank outlet LH & RH	2	
	32630	Set fuel, oil and instrument lines (PTFE)	1	
	63203.021	fitting for floptube (acro tank)	1	
	63203.005	floptube weight ( D20 x 60 )	1	
	02353	floptube 210mm, 156-6 MIL H83797	1	
	00159	fitting AN816-4D nipple	1	
	00167	fitting AN823-4D 45°	1	
	08002	copper seal 14x20x1,5	2	
	64202.004-VB-L	wing tank drainer LH assembly	1	

Chapter/Illustration	Partnumber	Nomenclature	UpA	eff
	64202.004-VB-R	wing tank drainer RH assembly	1	
	6C213.020-VB	drain line (acro tank to drain valve)	1	
	6C213.010-VB	drain line (T-fitting to drain valve)	1	
	6C213.000-VB	vent and drain lines, set	1	
	66201.000-15-VB	drain line gascolator	1	
	66201.000-16-VB	drain line electrical fuel pump	1	
	66201.000-17-VB	drain line engine driven fuel pump	1	
	63212.091	tube ends for drain lines	4	

Chapter/Illustration	Partnumber	Nomenclature	UpA	eff
<b>28-40</b>		<b>Indicating</b>		
	32610 obsolete, replaced by PN 33410	fuel capacity transmitter, front center tank	1	
		<i>Attaching Parts</i>		
	00388	counter flange N05801434 (incl. other Attaching Parts) ***	1	
	33410	fuel capacity transmitter, Intellisensor front center tank	1	
		<i>Attaching Parts</i>		
	00388	counter flange N05801434 (incl. other Attaching Parts)	1	
	01382	Bolt DIN933 M5x30	5	
	11x4,7x0,6	Washer 11x4,7x0,6 ***	5	
	Kabelsatz Haupttank	wiring, set	1	
	Masseband Haupttank	bonding leads, set	1	
	32611 obsolete, replaced by PN 33409	fuel capacity transmitter, rear center tank	1	
	33409	fuel capacity transmitter, Intellisensor rear center tank	1	
	Kabelsatz Haupttank	wiring, set	1	
		<i>Attaching Parts</i>		
	00388	counter flange N05801434 (incl. other Attaching Parts)	1	
	01382	Bolt DIN933 M5x30	5	
	11x4,7x0,6	Washer 11x4,7x0,6 ***	5	
	FM4006	fuel capacity transmitter wing tank, float type	1	
		<i>Attaching Parts</i>		
		included	1	

---

Chapter/Illustration	Partnumber	Nomenclature	UpA	eff
		***		
	200171 obsolete, replaced by PN 33412	fuel capacity indicator wing tanks	1	
		<i>Attaching Parts</i>		
		included	1	
		***		
	33412	fuel capacity indicator wing tanks	1	
		<i>Attaching Parts</i>		
		included	1	
		***		
	00390 obsolete, replaced by PN 33411	fuel capacity indicator center tank	2	
		<i>Attaching Parts</i>		
		included	1	
		***		
	33411	fuel capacity indicator center tank	2	
		<i>Attaching Parts</i>		
		included	1	
		***		

**Chapter/Illustration****Partnumber****Nomenclature****UpA eff****31****Indicating/  
Recording Systems**

Chapter/Illustration	Partnumber	Nomenclature	UpA	eff
----------------------	------------	--------------	-----	-----

**31-10****Instrument and Control Panels**

7C102.001

instrument panel (standard)

*Attaching Parts*

00118

bolt AN526C-1032-R8

8

00298

special washer

8

\*\*\*





Chapter/Illustration	Partnumber	Nomenclature	UpA	eff
----------------------	------------	--------------	-----	-----




**31-20****Independant Instruments**


01206	G-meter, analogue	1
	<i>Attaching Parts</i>	
31568	bolt MS35214-29	3
FE4074	Tinnerman NAS487-20	3
	***	



**Chapter/Illustration****Partnumber****Nomenclature****UpA eff****32****Landing Gear**

Chapter/Illustration	Partnumber	Nomenclature	UpA	eff
<b>32-10</b>		<b>Main Gear</b>		
	5C100.000-LV	glass fibre U-spring (painting prepared)	1	
	53101.001-LK	mounting clamp, top half (black painted)	2	
	53101.004-LK	mounting clamp, bottom half (black painted)	2	
	53101.006-01	top anti-abrasion strip	2	< 27
	53101.006-02	bottom anti-abrasion strip	2	< 27
	53101.007-01	front anti-abrasion strip	2	≥ 027
	53101.007-02	rear anti-abrasion strip	2	≥ 027
	00058	bolt LN9037-08035	4	
	00418	washer DIN125 M8	8	
	00078	stop nut LN9348-08	4	
		<i>Attaching Parts</i>		
	01320	bolt LN9037-10054	4	
	00419	washer DIN125 M10	8	

Chapter/Illustration	Partnumber	Nomenclature	UpA	eff
	00079	stop nut LN9348-10 ***	4	
	53101.015	axle bolt	2	
	53101.005-01-VM-L	wheel fairing holder plate LH (pre-assembled)	1	
	53101.005-01-VM-R	wheel fairing holder plate RH (pre-assembled)	1	
		<i>Attaching Parts</i>		
	53101.005-02-LK	reinforcement plate (black painted)	2	
	00765	bolt AN4-30A	4	
	00803	stop nut MS21042-4 ***	4	
	5C201.008-LV	glass fibre tail spring (painting prepared)	1	
		<i>Attaching Parts</i>		
	53201.012	backing plate (black painted)	1	
	00434	bolt DIN912 M10x90	1	
	00419	washer DIN125-A 10.5	1	
	ND4169	washer DIN9021-A10.5	1	
	00079	stop nut LN9348-10	1	
	01314	bolt LN9037-06050	1	
	NL4011	bolt LN9037-06048	1	
	00417	washer DIN125-A 6.4	4	
	00077	stop nut LN9348-06	2	

Chapter/Illustration	Partnumber	Nomenclature	UpA	eff
	00848	clamp, cushioned MS21919-DG13	1	
		***		
	5C201.020-VS	steel sleeve (shoe) <i>Attaching Parts</i>		
	00053	bolt LN9037-06038	3	
	00417	washer DIN125 M6	6	
	00077	stop nut LN9348-06	3	
		***		
	02393	. grease nipple DIN3402 M6	1	

Chapter/Illustration	Partnumber	Nomenclature	UpA	eff
----------------------	------------	--------------	-----	-----

**32-40**

**Wheels and Brakes**

	53100.009	main wheel pre-assembled with tire 5.00-5 K	2	
--	-----------	---	---	--

*Attaching Parts*



	53101.013	spacer ring D44 x d32 x 7	2	
--	-----------	---------------------------	---	--

	00109	axle nut MS21025/4140 1-1/4"-16 06-11800	1	
--	-------	--	---	--

	01145	cotter pin MS24665-362 1/8X2 1/2"	1	
--	-------	-----------------------------------	---	--

\*\*\*

	02497	. rim and brake 500 x 5 compl. CLEVELAND	1	
--	-------	--	---	--

	FF0016	. tube GOOD YEAR 5.00-5/TR67	1	
--	--------	------------------------------	---	--

	02323	. tire 5.00-5 6PR Flight Special II	1	
--	-------	-------------------------------------	---	--

	53102.301-LV-L	wheel fairing LH (painted)	1	
--	----------------	----------------------------	---	--

	53102.301-LV-R	wheel fairing RH (painted)	1	
--	----------------	----------------------------	---	--

*Attaching Parts*

	01111	bolt LN9037-06016	1	
--	-------	-------------------	---	--

	00422	lock washer DIN127 M6	1	
--	-------	-----------------------	---	--

	00589	bolt AN3-4A	2	
--	-------	-------------	---	--

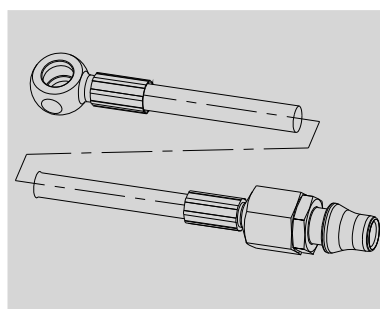
	00298	special washer	2	
--	-------	----------------	---	--

\*\*\*



	5C201.000-VB	tail wheel assembly, complete with fork	1	
--	--------------	---	---	--

Chapter/Illustration	Partnumber	Nomenclature	UpA	eff
		<i>Attaching Parts</i>		
	32750	Locking pin	1	
	32751	Spring	1	
	32752	Spare retaining pin	1	
	32749	Large washer	1	
	32753	elastic stop nut ***	1	
	83603.006	. tail wheel fork	1	
	5C201.040-VB	. tail wheel	1	
		<i>Attaching Parts</i>		
	01307	bolt DIN912 M10x120	1	
	00079	stop nut LN9348-10 ***	1	
	5C201.007-01	.. LH wheel half	1	
	5C201.007-02	.. RH wheel half	1	
	53201.009	.. spacer sleeve	1	
	00273	.. bearing	2	
	00395	.. solid rubber tire	1	
	refer to CH. 27-20	master cylinder and brake pedal		
	EMO 300/SC KBS10	pressure hoses, set	1	
	FF0022 obsolete	. pressure hose HS3AM 1650 mm	2	
	FF0022	. pressure hose H31A1650J 1650 mm	2	
		.. plug coupling W	2	
	FF0006	. pressure hose H3MM 2100 mm	1	
	FF0017	. pressure hose H3MM 1500 mm	1	



Chapter/Illustration	Partnumber	Nomenclature	UpA	eff
	FF0008 obsolete, replaced by 35008	. plug-in screw M10x1 for HS3 800.2700	2	
	35008	. plug coupling M 002-1035-0	2	
	FF0009	. hollow bolt M8x1 NX.0546	4	
	FF0011	. sealing washer M8x1 DX.1227	11	
	73601.002	. Adapter M10x1 - 1/8" NPT	2	
	73601.003	. Adapter M8x1 - 7/16"x20 UNF	1	

Chapter/Illustration	Partnumber	Nomenclature	UpA	eff
----------------------	------------	--------------	-----	-----

**32-50**

**Steering**



84603.011-VB	steering linkage, tail wheel	1	
--------------	------------------------------	---	--

*Attaching Parts*

00805	nut AN310-C3		2
00205	bolt AN3-5A	2	
00416	washer DIN125 - A 5,3 - 140 HV - galZnC	4	
	***		
20851	. steering arm	1	
83603.001-LK	. spring-clip black painted	2	
00192	. shakle AN115-21	2	
83603.007	. control cable	2	
02366	. springs, set	1	
NA3001	. chain	1	
30415	. connector	2	



**Chapter/Illustration****Partnumber****Nomenclature****UpA eff****33****Lights**

Chapter/Illustration	Partnumber	Nomenclature	UpA	eff
<b>33-40</b>		<b>Exterior</b>		
	8C202.020	strobe light assy.	2	
		<i>Attaching Parts</i>		
	ND4971	bolt DIN965 M3x16	2	
	500014	washer DIN125-A-3.2	2	
	00410	nut DIN985 M3	2	
		***		
	1C109.005	cable harness set	1	
		<i>Attaching Parts</i>		
	00575	cable strap	4	
	FE4104	cable strap attachment bracket	4	
		***		
	8C202.011	cover plate	2	

**Chapter/Illustration****Partnumber****Nomenclature****UpA eff****34****Navigation**


**Chapter/Illustration      Partnumber      Nomenclature      UpA    eff**

**34-10**


**Environment Data**



73103.001      pitot tube tip (D16/8 x d6,4 x 45)      1



7C103.003-01      inner pitot tube      1




7C103.003-02      outer pitot tube      1

74103.010      pitot static lines pre-assembled      1  
 00977      . PVC-hose 5x1,5mm, 1500mm      2  
 00977      . PVC-hose 5x1,5mm, 600mm      2  
 01324      . Tee 6 mm MS      2



73103.004      . drain plug      1

Chapter/Illustration	Partnumber	Nomenclature	UpA	eff
	01324	Tee 6 mm MS	2	
	32811	airspeed indicator <i>Attaching Parts</i>	1	
	31568	bolt MS35214-29	4	
	FE4074	Tinnerman NAS487-20 ***	4	
	32812	airspeed indicator (metric) <i>Attaching Parts</i>	1	
	31568	bolt MS35214-29	4	
	FE4074	Tinnerman NAS487-20 ***	4	
	33630	airspeed indicator (metric) <i>Attaching Parts</i>	1	
	31568	bolt MS35214-29	4	
	FE4074	Tinnerman NAS487-20 ***	4	
	34155	airspeed indicator <i>Attaching Parts</i>	1	
	Included in 34155 and 34156	bolt M3,5*25 (thread pitch 0,60) ***	4	
	34156	airspeed indicator (metric) <i>Attaching Parts</i>	1	
	Included in 34155 and 34156	bolt M3,5*25 (thread pitch 0,60) ***	4	
	30416	altimeter <i>Attaching Parts</i>	1	
	31568	bolt MS35214-29	3	

Chapter/Illustration	Partnumber	Nomenclature	UpA	eff
	FE4074	Tinnerman NAS487-20 ***	3	
	31393	altimeter (metric) <i>Attaching Parts</i>	1	
	31568	bolt MS35214-29	3	
	FE4074	Tinnerman NAS487-20 ***	3	
	33652	altimeter (metric) <i>Attaching Parts</i>	1	
	31568	bolt MS35214-29	3	
	FE4074	Tinnerman NAS487-20 ***	3	
	34159	altimeter <i>Attaching Parts</i>	1	
	31568	bolt MS35214-29	3	
	FE4074	Tinnerman NAS487-20 ***	3	

Chapter/Illustration	Partnumber	Nomenclature	UpA	eff
<b>34-20</b>		<b>Attitude and Direction</b>		
	00189	compass Airpath	1	
	33085	compass Pegasus	1	
		<i>Attaching Parts</i>		
	31567	bolt MS35214-28	4	
	FE4074	Tinnerman NAS487-20	4	
		***		
	FI0009	slip indicator	1	
		<i>Attaching Parts</i>		
	ND4065	bolt DIN912 M3x20 8.8	4	
	ND4042	nut DIN985 M3 V2A	4	
		***		



**Chapter/Illustration****Partnumber****Nomenclature****UpA eff****51****Standard Practices  
and Structures -  
General**



Chapter/Illustration	Partnumber	Nomenclature	UpA	eff
<b>51-00</b>		<b>Access Panels</b>		
	31415	propeller spinner (3-blade)	1	
	31560	propeller spinner (4-blade)	1	
		<i>Attaching Parts</i>		
	00118	screw AN526C1032-R8	27	
	00298	special washer ***	27	
	83001.010-VB	cowling upper with oil cover	1	≤ 059
	83001.010-VF	. cowling upper <i>Attaching Parts</i>	1	≤ 059
	70040	screw AN526C1032-R10	27	
	00298	special washer ***	27	
	83001.020-VF	cowling lower (for Gomolzig exhaust)	1	≤ 059
	8C001.000-VF	cowling lower (for Chabord exhaust) <i>Attaching Parts</i>	a	≤ 059
	70040	screw AN526C1032-R10	12	
	00298	special washer ***	12	
	8C020.010-VB	cowling upper with oil cover	1	≥ 060
	8C020.010-VF	. cowling upper <i>Attaching Parts</i>	1	≥ 060
	70040	screw AN526C1032-R10	27	
	00298	special washer ***	27	
	8C020.020-VF	cowling lower (for Gomolzig exhaust) <i>Attaching Parts</i>	1	≥ 060
	70040	screw AN526C1032-R10	12	
	00298	special washer ***	12	



Chapter/Illustration	Partnumber	Nomenclature	UpA	eff
	83802.001-LK	air inlet (painted) <i>Attaching Parts</i>	1	
	500003	screw DIN912 4x20	4	
	01384	nut DIN934 M4 ***	4	
	2C203.011-VF	main fuselage cover <i>Attaching Parts</i>	1	
	00118	screw AN526C1032-R8	24	
	00298	special washer ***	24	
	2C203.021-VF	bottom fuselage cover	1	
	8C416.020-VF	bottom fuselage cover with window, option	1	
	. 8C416.021	window <i>Attaching Parts</i>	1	
	00118	screw AN526C1032-R8	11	
	00298	special washer ***	11	
	2C203.030-VF	side cover LH <i>Attaching Parts</i>	1	
	00118	screw AN526C1032-R8	8	
	00298	special washer ***	8	
	2C203.040-VF	side cover RH <i>Attaching Parts</i>	1	
	00118	screw AN526C1032-R8	8	
	00298	special washer ***	8	
	2C203.002-VF	tail fairing <i>Attaching Parts</i>	1	
	00118	machine screw AN526C-1032- R8	14	
	00298	special washer ***	14	




Chapter/Illustration	Partnumber	Nomenclature	UpA	eff
	23201.015	rear fuselage access panel <i>Attaching Parts</i>	1	
	00118	machine screw AN526C-1032-R8	4	
	00298	special washer ***	4	
	13101.005-02	LH/RH wing inboard access panel	2	
	13101.005-01	LH/RH wing outboard access panel	2	
		<i>Attaching Parts</i>		
	01713	metal sheet screw DIN7981 ø3,5x9 ***	4	
	13106.002	wing tip panel <i>Attaching Parts</i>	2	
	01664	bolt DIN933 M6x20	1	
	00417	washer DIN125 M6	1	
	00202	bolt AN3-3A	2	
	00416	washer DIN125 M5	2	
	01713	metal sheet screw DIN7981 ø3,5x9 ***	2	

Chapter/Illustration	Partnumber	Nomenclature	UpA	eff
	53102.301-LV-L	wheel fairing LH <i>Attaching Parts</i>		
	53101.005-01-VM-L	holder sheet LH, wheel fairing	1	
	01111	bolt LN9037-06016	1	
	00422	lock washer DIN127 M6	1	
	00589	bolt AN3-4A	2	
	00298	special washer ***	2	
	53102.301-LV-R	wheel fairing RH <i>Attaching Parts</i>	2	
	53101.005-01-VM-R	holder sheet RH, wheel fairing	1	
	01111	bolt LN9037-06016	1	
	00422	lock washer DIN127 M6	1	
	00589	bolt AN3-4A	2	
	00298	special washer ***	2	

Chapter/Illustration	Partnumber	Nomenclature	UpA	eff
<b>51-80</b>		<b>Electrical Bonding</b>		
	Masseband Haupttank	bonding leads main tanks, set	2	
	Masseband Akrotank	bonding leads acro tank, set	1	
	63203.000-SZ	bonding leads fuel filler center tanks	2	
	1C109.002	bonding leads wing, set <i>Attaching Parts</i>	1	
	01156	bolt LN9037-04016	1	
	01075	washer DIN125 M4	1	
	00075	nut LN9348-04 ***	1	
	1C109.003	bonding leads aileron control, set <i>Attaching Parts</i>	1	
	1C109.009	clamp	1	
	00544	bolt DIN933 M5x12	1	
	00416	washer DIN125 M5	1	
	00076	nut LN9348-05 ***	1	
	13109.003-01	bonding leads aileron control, inboard wing bellcrank	2	

**Chapter/Illustration****Partnumber****Nomenclature****UpA eff****53****Fuselage**

Chapter/Illustration	Partnumber	Nomenclature	UpA	eff
<b>53-00</b>		<b>General</b>		
	2C100.000-VB	fuselage complete (with fabric, painted)	1	
	24101.026	. longeron cutout bridge	2	
		<i>Attaching Parts</i>		
	02466	. bolt DIN912 M8x180	3	
	00418	. washer DIN125 M8	3	
	00078	. stop nut LN9348-08	3	
	02072	. bolt DIN912 M10x230	1	
	00419	. washer DIN125 M10	1	
	00079	. stop nut LN9348-10	1	
		***		
	24102.016-VS	. shear bridge	2	
		<i>Attaching Parts</i>		
	500024	. bolt DIN912 M12x220	1	
		***		
	24101.KBS-04	. set fuselage fabric		
	24202.001-VB	. . wooden stringer set (painted)	1	
		<i>Attaching Parts</i>		
	NL4271	. bolt LN9037-04018	20	
	01151	. washer DIN9021 M4x12	20	
	00075	. stop nut LN9348-04	20	
		***		

Chapter/Illustration	Partnumber	Nomenclature	UpA	eff
	00124	. . fabric Ceconite 102 70" (1.778x2.5 m)	1	
	31584	. . paint New Super Seam Cement 0.5 kg	1	
	01368	. . varnish 1.5 kg	1	
	01653	. . tooth strip (0.4x15m)	1	
	2C300.000-VF	canopy with locking mechanism	1	
	23303.004-LK	. handle (painted)	2	
	32307	sliding window, acryl green	1	
	00282	sliding bars incl. Screws, set	1	
	EA300/SR Haubengurt	strap	1	
		<i>Attaching Parts</i>		
	NL4256	bolt LN9136-05024	1	
	00936	washer DIN9021 5,3x15x1,2 galZnC	1	
	00076	nut LN9348-05 Polystop	1	
	01151	washer DIN9021 4,3x12 galZnC - gelb	1	
	ND4140	bolt DIN7991 M5x50 A2	1	




Chapter/Illustration	Partnumber	Nomenclature	UpA	eff
	00075	nut LN9348-04 Polystop	1	
	00522	nut DIN84 M4x25" ***	1	
	2C304.010	hinge sheet front <i>Attaching Parts</i>	1	
	00202	bolt AN3-3A	2	
	00416	washer M5 ***	2	
	2C304.020	hinge sheet rear (painted) <i>Attaching Parts</i>	1	
	00202	bolt AN3-3A	2	
	00416	washer M5	2	
	00802	nut MS21042-3 ***	2	
	2C303.010	locking sheet front (painted) <i>Attaching Parts</i>	1	
	00202	bolt AN3-3A	2	
	00416	washer M5 ***	2	
	2C303.020	locking sheet rear (painted) <i>Attaching Parts</i>	1	
	00202	bolt AN3-3A	2	
	00416	washer M5 ***	2	

**Chapter/Illustration****Partnumber****Nomenclature****UpA eff****55****Stabilizers**

Chapter/Illustration	Partnumber	Nomenclature	UpA	eff
<b>55-00</b>		<b>General</b>		
I	8C902.000-LV	horizontal tail (prepared for painting) <i>Attaching Parts</i>	1	
	01320	bolt LN9037-10054	2	
	NL4037	bolt LN9037-10050	2	
	00419	washer DIN125 M10	8	
	00079	stop nut LN9348-10 ***	4	
I	3C101.000-LV	vertical tail (prepared for painting) <i>Attaching Parts</i>	1	
	NL4199	bolt LN9037-10065	1	
	00419	washer DIN125 M10	1	
	ND4169	washer DIN9021 10,5 x 30 A2	1	
	00079	stop nut LN9348-10 (see also Attaching Parts of horizontal stabilizer) (see also Attaching Parts of bottom hinge bracket) ***	1	

Chapter/Illustration	Partnumber	Nomenclature	UpA	eff
<b>55-10</b>		<b>Horizontal Stabilizer</b>		
	8C903.000-VF	. horizontal stabilizer <i>Attaching Parts</i> <i>(see Attaching Parts of horizontal tail)</i> ***	1	
	33202.020-VB	. bracket (center hinge) <i>Attaching Parts</i>	1	
	05034	bolt LN9037-05034	4	
	NL4154	washer LN29952-0515M	4	
	00076	stop nut LN9348-05	4	
	00416	washer DIN125 M5 ***	4	
	8C903.070-VB	. bracket (outboard hinge) <i>Attaching Parts</i>	4	
	00033	bolt LN9037-05020	4	
	NL4066	washer LN9016-05L	4	
	00416	washer DIN125 M5 ***	a	

Chapter/Illustration	Partnumber	Nomenclature	UpA	eff
<b>55-20</b>		<b>Elevator</b>		
	8C904.000-VF	. elevator	1	
		<i>Attaching Parts</i>		
	00037	bolt LN9037-05028	5	
	00416	washer DIN125 M5	10	
	00076	stop nut LN9348-05	5	
	1C109.002-03	bonding braid	2	
	00416	washer DIN125 M5	2	
	00076	stop nut LN9348-05	1	
		***		
	33202.006-VB	. bracket (hinge)	8	
		<i>Attaching Parts</i>		
	00416	washer DIN125 M5	2	
	00076	stop nut LN9348-05	2	
		***		
	33202.009-01	. elevator drive lever (center hinge LH)	1	
		<i>Attaching Parts</i>		
	00416	washer DIN125 5	2	
	00076	stop nut LN9348-05	2	
		***		
	33202.009-02	. elevator drive lever (center hinge RH)	1	
		<i>Attaching Parts</i>		
	00416	washer DIN125 M5	2	
	00076	stop nut LN9348-05	2	
		***		
	43206.001-02	. spacer sleeve	1	
		<i>Attaching Parts</i>		
00037	bolt LN9037-05028	1		
00416	washer DIN125 5	2		
00076	stop nut LN9348-05	1		
	***			

Chapter/Illustration	Partnumber	Nomenclature	UpA	eff
	8C905.000-VF	. trim tab <i>Attaching Parts</i>	1	
I		33203.001-01C Trim tab hinge pin	2	
	NL4151	cotter pin LN94-08010 ***	2	

Chapter/Illustration	Partnumber	Nomenclature	UpA	eff
<b>55-30</b>		<b>Vertical Stabilizer</b>		
	3C101.010-VF	. vertical stabilizer	1	
		<i>Attaching Parts</i>		
	1C109.002-01	bonding braid	2	
	01156	bolt LN9037-04016	2	
	01075	washer DIN125 M4	4	
	00075	stop nut LN9348-04	2	
		(see Attaching Parts of vertical tail)		
		***		
	33102.020, obsolete, replaced by 33102.020A	. bottom hinge bracket pre- assembled	1	
	33102.020A	. bottom hinge bracket pre- assembled	1	
		<i>Attaching Parts</i>		
	05038	bolt LN9037-05038	4	
	00416	washer DIN125 M5	8	
	00076	stop nut LN9348-05	4	
	1C109.002-04	bonding braid	1	
		***		

Chapter/Illustration	Partnumber	Nomenclature	UpA	eff
<b>55-40</b>		<b>Rudder</b>		
	3C101.020-VF	. rudder <i>Attaching Parts</i>	1	
	00037	bolt LN9037-05028	3	
	00416	washer DIN125 M5	6	
	00076	stop nut LN9348-05 ***	3	
	33102.010	. bracket (top and middle hinge) <i>Attaching Parts</i>	4	
	00416	washer DIN125 M5	2	
	00076	stop nut LN9348-05 ***	2	
	33102.008, obsolete replaced by 33102.008B	. bracket (bottom hinge & rudder drive lever)	2	
	33102.008B	. bracket (bottom hinge & rudder drive lever) <i>Attaching Parts</i>	2	
	00416	washer DIN125 M5	4	
	00076	stop nut LN9348-05 ***	4	
	33102.011	PA bushing	2	
	43206.001-03	bushing	2	
	00037	bolt LN9037-05028	2	
	00416	washer DIN125 M5	4	
	00076	stop nut LN9348-05	2	



**Chapter/Illustration****Partnumber****Nomenclature****UpA eff****57****Wing**


Chapter/Illustration	Partnumber	Nomenclature	UpA	eff
<b>57-00</b>		<b>General</b>		
	1C101.000-LV	wing with ailerons, painting prepared	1	
		<i>Attaching Parts</i>		
	13102.004	main spar bolt	2	
	02231	bolt LN9038-08020K	2	
	13102.006	special aluminium washer	2	
	00418	washer DIN125 M8	2	
	13102.003	collar bushing / glue-in-type	4	
	13102.008-01	shim 1mm with holder	1	
	13102.008-04	shim 1,5mm	2	
	00672	auxiliary spar bolt LN 9037-08050	2	
	00418	washer DIN125 M8	4	
	00078	stop nut LN9348-08	2	
		***		

<sup>1</sup> as required

<sup>2</sup> as required

**Chapter/Illustration****Partnumber****Nomenclature****UpA eff****61****Propeller**

Chapter/Illustration	Partnumber	Nomenclature	UpA	eff
<b>61-00</b>		<b>General</b>		
	32285	Propeller 3-blade MTV-9-B-C/C198-25 - RACING	1	
	33970	Propeller 4-blade MTV-14-B-C/C190-30	1	
	31509	propeller governor (2700 RPM)	1	
	32941	propeller governor (2600 RPM)	1	
	01209	propeller governor (2700 RPM)	1	
	refer to Chapter 51	propeller spinner		
	FM0006 obsolete, replaced by 00199	vernier control cable A750 8ft	1	
	00199	vernier control cable A750 9ft	1	
	00121	rod end bearing HF3	1	
		<i>Attaching Parts</i>		
	00592	bolt AN3-10	1	
	00416	washer DIN125-5,3	2	
	00936	washer DIN9021-5,3	1	
	00805	castle nut AN310-C3	1	
	NA4099	cotter pin MS24665-132	1	
		***		



Chapter/Illustration	Partnumber	Nomenclature	UpA	eff
	63301.006, obsolete, replaced by 6C301.006	holder bracket	1	
	6C301.006	holder bracket	1	
		<i>Attaching Parts</i>		
	00589	bolt AN3-4A	1	
	31583	washer AN960-10	1	
	88	stop nut MS20364-1032A	1	
	00847	clamp MS21919W DG12 ***	1	
	43401.005-02, obsolete, replaced by 6C301.012	clamp block	1	
		<i>Attaching Parts</i>		
	01702	bolt AN3-7A	1	
	00416	washer DIN125-5,3	2	
	00802	stop nut MS21042-3 ***	1	
	6C301.012	clamp blocks	1	
		<i>Attaching Parts</i>		
	01702	bolt AN3-7A	2	
	00416	washer DIN125-5,3	2	
	00802	stop nut MS21042-3 ***	2	
	63501.002	clamp sheet	4	
		<i>Attaching Parts</i>		
	63501.005-02	plastic grommet	2	
01378	bolt DIN933 M4x12	4		
01075	washer DIN125-4,3	8		
00075	stop nut LN9348-04 ***	4		

**Chapter/Illustration****Partnumber****Nomenclature****UpA eff****71****Power Plant**

---

Chapter/Illustration	Partnumber	Nomenclature	UpA	eff
----------------------	------------	--------------	-----	-----

---

**71-20****Engine Mount**

83705.000-LK	tubular engine mount assembly painted	1
--------------	--	---

*Attaching Parts*

00436	bolt DIN912 M12x160	4
-------	---------------------	---

01823	stop nut DIN985 M12	4
-------	---------------------	---

00420	washer DIN125 M12	2
-------	-------------------	---

23102.049-02-LK	sleeve	2
-----------------	--------	---




\*\*\*

**Chapter/Illustration      Partnumber      Nomenclature      UpA    eff**

**71-60**

**Air Intakes**




83002.001-VB      RH front baffle, pre-assembled with rubber      1

*Attaching Parts*

01378	bolt LN9037-04012	2
01075	washer DIN125 M4	2
01151	washer DIN9021 M4x12	2
00075	stop nut LN9348-04	2
07032	bolt UNC 3/8" x 3/4"	1
00419	washer DIN125 - A 10,5	1
07062	lock washer 3/8" STD678	1
02345	plug, special barrel nut Lyc.65614	1

\*\*\*







83002.002-VB      LH front baffle, pre-assembled with rubber      1    ≤ 059

8D002.002-VB      LH front baffle, pre-assembled with rubber      1    ≥ 060



*Attaching Parts*




01378	bolt LN9037-04012	2
01075	washer DIN125 M4	2
01151	washer DIN9021 M4x12	2
00075	stop nut LN9348-04	2
01853	bolt MS20074-04-06	2
01227	washer DIN9021 M6x20	2
07032	bolt UNC 3/8" x 3/4"	1
00419	washer DIN125 - A 10,5	1
07062	lock washer 3/8" STD678	1



Chapter/Illustration	Partnumber	Nomenclature	UpA	eff
	02345	plug, special barrel nut Lyc.65614 ***	1	
	Option 300/SC KBS07	Kit "without Heating"	1	≥ 060
	83002.005-VB	LH side cylinder baffle, pre-assembled with rubber	1	≤ 059
	8C002.005-VB	LH side cylinder baffle, pre-assembled with rubber	1	≥ 060
	63105.017	retaining sheet	2	
		<i>Attaching Parts</i>		
	00295	screw Lyc 1925	6	
	01227	washer DIN9021 M6x20 ***	6	
	83002.006-VB	RH side cylinder baffle, pre-assembled with rubber	1	≤ 059

Chapter/Illustration	Partnumber	Nomenclature	UpA	eff
	8C002.006-VB	RH side cylinder baffle, pre-assembled with rubber	1	≥ 060
	63105.017	retaining sheet	2	
		<i>Attaching Parts</i>		
	00295	screw Lyc 1925	6	
	01227	washer DIN9021 M6x20 ***	6	
	83002.003-VB	RH side rear baffle, pre-assembled with rubber	1	
		<i>Attaching Parts</i>		
	01378	bolt LN9037-04012	5	
	01075	washer DIN125 M4	5	
	01151	washer DIN9021 M4x12	5	
	00075	stop nut LN9348-04	5	
	63105.011	holder bracket	1	
	01442	rivet AN470AD5-16	2	
	00295	screw Lyc 1925	1	
	01227	washer DIN9021 M6x20	1	

Chapter/Illustration	Partnumber	Nomenclature	UpA	eff
	07032	bolt UNC 3/8" x 3/4"	1	
	00419	washer DIN125 - A 10,5	1	
	07062	lock washer 3/8" STD678	1	
	02345	plug, special barrel nut Lyc.65614	1	
		***		
	83002.004-VB	LH side rear baffle, pre- assembled with rubber	1	
		<i>Attaching Parts</i>		
	01378	bolt LN9037-04012	4	
	01075	washer DIN125 M4	4	
	01151	washer DIN9021 M4x12	4	
	00075	stop nut LN9348-04	4	
	63105.007	holder bracket	1	
				
	01442	rivet AN470AD5-16	2	
	07032	bolt UNC 3/8" x 3/4"	1	
	00419	washer DIN125 - A 10,5	1	
	07062	lock washer 3/8" STD678	1	
	02345	plug, special barrel nut Lyc.65614	1	
		***		
	83002.007-VB	rear middle baffle, pre- assembled with rubber	1	

Chapter/Illustration	Partnumber	Nomenclature	UpA	eff
		<i>Attaching Parts</i>		
	83002.010-01	holder bracket	1	
	83002.038	stiffening rear	1	
	01378	bolt LN9037-04012	3	
	01378	bolt LN9037-04014	3	
	01075	washer DIN125 M4	6	
	01151	washer DIN9021 M4x12	6	
	00075	stop nut LN9348-04	6	
		***		
	63105.018-VB	threaded rods, set, pre-assembled	1	

**Chapter/Illustration****Partnumber****Nomenclature****UpA eff****72****Engine**




Chapter/Illustration	Partnumber	Nomenclature	UpA eff
<b>72-00</b>		<b>General</b>	
	31429	Lycoming engine	1
	Lycoming P/N: ENPL- RT10568	AEIO-580-B1A (new engine), vacuum drive included	
	34097	Lycoming engine	a
	Lycoming P/N: RENPL-RT10568	AEIO-580-B1A (rebuilt), vacuum drive included	
	34098	Lycoming engine	a
	Lycoming P/N: HENPL-RT10568	AEIO-580-B1A (overhauled), vacuum drive included	
		<i>Attaching Parts</i>	
	01817	shock mount / Barry Control PN 94016-02	4
	31093	shock mount / Lord Corp. PN J-7764-20	a
	00768	bolt AN7-50A	4
	00804	self locking nut AN363C720 ***	4
	34059	. stud, 1/4-20 x 2-5/8 long	4
	32759	. gear assy., vacuum pump driven	1
	32758	. washer, accessory drive gear	1
	32425	. vacuum pump pad adapter (for alternator)	1
	32712	Lycoming engine	a
	Lycoming P/N: ENPL-RT10427	AEIO-580-B1A (new engine)	
	34099	Lycoming engine	a
	Lycoming P/N: RENPL-RT10427	AEIO-580-B1A (rebuilt)	
	34100	Lycoming engine	a
	Lycoming P/N: HENPL-RT10427	AEIO-580-B1A (overhauled)	
		<i>Attaching Parts</i>	
	01817	shock mount / Barry Control PN 94016-02	4
	31093	shock mount / Lord Corp. PN J-7764-20	a
	00768	bolt AN7-50A	4
	00804	self locking nut AN363C720 ***	4




<b>Chapter/Illustration</b>	<b>Partnumber</b>	<b>Nomenclature</b>	<b>UpA</b>	<b>eff</b>
	34059	stud, 1/4-20 x 2-5/8 long	4	
	32759	gear assy., vacuum pump driven	1	
	32758	washer, accessory drive gear	1	
	32425	vacuum pump pad adapter (for alternator)	1	


**Chapter/Illustration****Partnumber****Nomenclature****UpA eff****73****Engine Fuel and  
Control**





Chapter/Illustration	Partnumber	Nomenclature	UpA	eff
<b>73-20</b>		<b>Controlling</b>		
	6C301.003-LK (A)	throttle control assembly, painted	1	≤ 051
		<i>Attaching Parts</i>		≤ 039
	00060	bolt LN9037-08042	1	
	00418	washer DIN125-8,4	1	
	NL4132	castle nut LN29931-08	1	
	NL4148	cotter pin LN94-20018	1	
		***		
		<i>Attaching Parts</i>		≥ 040
	00060	bolt LN9037-08042	1	
	00418	washer DIN125-8,4	1	
	00078	nut LN9348-08	1	
		***		
	6C301.003-LK (B)	throttle control assembly, painted	1	≥ 052
		<i>Attaching Parts</i>		
	00060	bolt LN9037-08042	1	
	00418	washer DIN125-8,4	1	
	00078	nut LN9348-08	1	
		***		
	DIN933-06010-13	. DIN933 M6x10 PA	2	
	000937	. DIN988 6x12x0.5	2	
	01228	. DIN988 6x12x1.2	2	
	6C301.009-04	spacer sleeve	1	
		<i>Attaching Parts</i>		
	00060	bolt LN9037-05036	1	
	00418	washer DIN125-5,3	2	
	00078	nut LN9348-05	1	
		***		

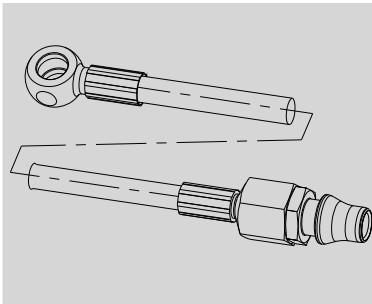


Chapter/Illustration	Partnumber	Nomenclature	UpA	eff
	01665	rubber handle LH shaped	1	
	43401.005-01, obsolete, replaced by 6C301.012	clamp block (rear)	1	
		<i>Attaching Parts</i>		
	NL4020	bolt LN9037-05025	1	
	00416	washer DIN125-5,3	2	
	00076	stop nut LN9348-05 ***	1	
	6C301.012	clamp blocks (rear)	1	
		<i>Attaching Parts</i>		
	NL4020	bolt LN9037-05025	2	
	00416	washer DIN125-5,3	2	
	00076	stop nut LN9348-05 ***	2	
	00233 obsolete, replaced by PN 33051	throttle control cable 3 m (10 ft)	1	


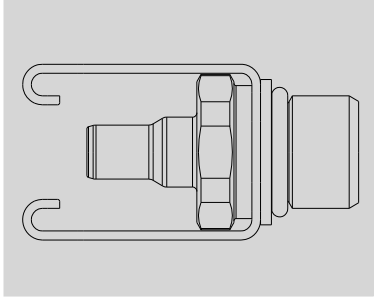

Chapter/Illustration	Partnumber	Nomenclature	UpA	eff
	33051 obsolete, replaced by PN 34375	throttle control cable 2,75 m (9 ft)	1	
	34375 obsolete, replaced by PN 34984	throttle control cable 2,75 m (9 ft)	1	
	34984	throttle control cable 2,75 m (9 ft)	1	
	00121	rod end bearing HF-3 (rear)	1	
	02878	nut AN315-3 <i>Attaching Parts</i>	1	
	00592	bolt AN3-10	1	
	00936	washer DIN9021-5,3	2	
	01219	cotter pin MS24665-151	1	
	00805	castle nut AN310-C3 ***	1	
	63501.003	clamp sheet <i>Attaching Parts</i>	2	
	01378	bolt DIN933 M4x12	4	
	01075	washer DIN125-4,3	8	
	00075	stop nut LN9348-04 ***	4	
	33566	bracket clamp (with Gomolzig exhaust silencer)	1	
	01554	attachment clamp <i>Attaching Parts</i>	1	
	00589	bolt AN3-4A	1	
	00416	washer DIN125-5,3	2	

Chapter/Illustration	Partnumber	Nomenclature	UpA	eff
	00802	stop nut MS21042-3 ***	1	
	63301.005-01 obsolete, replaced by 6C301.005-01	holder bracket for throttle control cable (with Sky Dynamics or Chabord exhaust)	1	
	6C301.005-01	holder bracket for throttle control cable (with Sky Dynamics or Chabord exhaust)	1	
		63301.005-02, obsolete, replaced by 6C301.005-02	holder bracket for throttle control cable (with Gomolzig exhaust silencer)	1
	6C301.005-02	holder bracket for throttle control cable (with Gomolzig exhaust silencer)	1	
	43401.005-02, obsolete, replaced by 6C301.012	clamp block (front)	1	
		<i>Attaching Parts</i>		
	01702	bolt AN3-7A	1	
	00416	washer DIN125-5,3	2	
	00802	stop nut MS21042-3 ***	1	
	6C301.012	clamp block (front)	1	
		<i>Attaching Parts</i>		
	01702	bolt AN4-7A	2	
	00416	washer DIN125-5,3	2	
	00802	stop nut MS21042-03 ***	2	
	00121	rod end bearing HF3 (front)	1	
		<i>Attaching Parts</i>		
	01703	bolt AN3-7	1	

Chapter/Illustration	Partnumber	Nomenclature	UpA	eff
	00416	washer DIN125-5,3	2	
	00936	washer DIN9021-5,3	1	
	00805	castle nut AN310-C3	1	
	NA4099	cotter pin MS24665-132	1	
		***		
	00112	mixture control cable A-750, 9 ft	1	
	63501.002	clamp sheet	2	
		<i>Attaching Parts</i>		
	63501.005-02	plastic grommet	1	
	01378	bolt DIN933 M4x12	2	
	01075	washer DIN125-4,3	4	
	00075	stop nut LN9348-04	2	
		***		
	63301.004, obsolete, replaced by 6C301.004	holder bracket for mixture control cable	1	
I	6C301.004	holder bracket for mixture control cable	1	
		<i>Attaching Parts</i>		
	25089	bolt MS20074-4-4	2	
		***		
	43401.005-02, obsolete, replaced by 6C301.012	clamp block (front)	1	
		<i>Attaching Parts</i>		
	01702	bolt AN3-7A	1	
	00416	washer DIN125-5,3	2	
	00802	stop nut MS21042-3	1	
		***		

Chapter/Illustration	Partnumber	Nomenclature	UpA	eff
I	6C301.012	clamp block (front) <i>Attaching Parts</i>	1	
	01702	bolt AN4-7A	2	
	00416	washer DIN125-5,3	2	
	00802	stop nut MS21042-03 ***	2	
	00121	rod end bearing HF3 <i>Attaching Parts</i>	1	
	01703	bolt AN3-7	1	
	00416	washer DIN125-5,3	2	
	00936	washer DIN9021-5,3	1	
	00805	castle nut AN310-C3	1	
	NA4099	cotter pin MS24665-132 ***	1	

Chapter/Illustration	Partnumber	Nomenclature	UpA	eff
<b>73-30</b>		<b>Indicating</b>		
	33448	manifold pressure / fuel pressure indicator	1	
		<i>Attaching Parts</i>		
	31568	bolt MS35214-29	4	
	FE4074	Tinnerman NAS487-20	4	
		***		
	FF0007 obsolete	pressure hose 1860 mm firewall to fuel/manif. press. instr.	2	
	FF0007	pressure hose H31A1860J 1860 mm . incl. plug coupling W	2	
		<i>Attaching Parts</i>		
	03088	Filter (MAP only)	1	
	73601.001	adapter M8x1 - 1/8" NPT	1	
	FF0009	hollow bolt M8x1 NX.0546	1	
	FF0011	sealing washer M8x1 DX.1227	2	

Chapter/Illustration	Partnumber	Nomenclature	UpA	eff
	FF0008 obsolete, replaced by 35008	plug-in screw M10x1 for HS3 800.2700	1	
	35008	plug coupling M 002-1035-0	1	
	FF0008	plug bolt KNAPP 800.2700 ***	1	
	73601.005	adapter M10x1 - 7/16x20 UNF	1	
	00810	washer AN960-C716	2	
	00178	nut AN924-04D	1	
	63501.008	reinforcement plate	1	
	6C604.010	hose manifold pressure 410mm, engine to firewall	1	
	6C210.010	hose fuelflow 325mm, firewall to baffle		
	00174	bulkhead fitting AN837-4D	1	
	00178	nut AN924-4D	1	
	00810	washer AN960C716	1	
	NA4250	washer AN960C716L	1	
	6C210.020	hose fuelflow 690mm, baffle to injection manifold	1	
		<i>Attaching Parts</i>		
	00847	hose clamp	2	
	00589	bolt AN3-4A	1	



<b>Chapter/Illustration</b>	<b>Partnumber</b>	<b>Nomenclature</b>	<b>UpA</b>	<b>eff</b>
	87	nut MS20365-1032A	1	
	NA4126	washer NAS1149F0332R ***	1	
	73601.007	reducer fitting	1	
	93102.029-PG	fuel flow EDM 800-6C (with all sensors), package	1	

**Chapter/Illustration****Partnumber****Nomenclature****UpA eff****77****Engine Indicating**


Chapter/Illustration	Partnumber	Nomenclature	UpA	eff
<b>77-10</b>		<b>Power</b>		
	02489	RPM indicator digital (2700 RPM)	1	
	33624	RPM indicator digital (2600 RPM)	a	
		<i>Attaching Parts</i>		
	ND4254	bolt DIN 912 M4 x 12 V2A	4	
	00408	nut DIN 934 M4	4	
		***		

Chapter/Illustration	Partnumber	Nomenclature	UpA	eff
----------------------	------------	--------------	-----	-----

**77-20****Temperature**

	32570	EGT/CHT instrument	1	
	33438	EGT/CHT instrument	1	
		<i>Attaching Parts</i>		
	31567	bolt MS35214-28	4	
		***		

Chapter/Illustration	Partnumber	Nomenclature	UpA eff
<b>77-40</b>	<b>Integrated Engine Instrument System (MVP-50)</b>		
	34647	MVP-50P-EX-05 (2600RPM)	1
	34648	MVP-50P-EX-06 (2700RPM)	1
	8C213.010	EDC/MAP sensor attachment sheet	1
	<i>Attaching Parts</i>		
	500004	bolt DIN912 M4x5 V2A	3
	01075	washer DIN125-4,3	5
	200100	vibration damper	3
	00075	nut LN9348-04	3
	***		
	33283	data concentrator	1
	<i>Attaching Parts</i>		
	25116	bolt MS51957-45	3
	01151	washer DIN9021-4,3	4
	***		
	33284	MAP sensor	1
	<i>Attaching Parts</i>		
	32482	bolt MS35206-228	2
	AN960C6	washer AN960-C6	2
	***		
7C111.0-01	sense line	1	
<i>Attaching Parts</i>			
7D111.2	connecting tube	1	
34458	Adapter fitting tube to pipe, nylon	1	
34459	filter	1	
***			

Chapter/Illustration	Partnumber	Nomenclature	UpA	eff
	73601.006	Adapter 1/8" NPT – 7/16" UNF	1	
	00810	washer AN960-C716	2	
	00178	nut AN924-04D	1	
	63501.008	reinforcement plate	1	
	6C604.010	hose manifold pressure 410mm, engine to firewall	1	
	33109	resistive fuel level module <i>Attaching Parts</i>	1	
	32482	bolt MS35206-228	2	
	AN960C6	washer AN960-C6 ***	2	
	8C213.020	resistive fuel level module attachment sheet <i>Attaching Parts</i>	1	
	00588	bolt AN3-3	3	
	149	washer AN960-10L ***	3	
	FM4006	fuel capacity transmitter RH wing tank, float type <i>Attaching Parts</i> included ***	1	1
	34678	fuel capacity transmitter, rear center tank <i>Attaching Parts</i>	1	
	00388	counter flange N05801434 (incl. other Attaching Parts)	1	
	01382	Bolt DIN933 M5x30	5	
	11x4,7x0,6	Washer 11x4,7x0,6 ***	5	

Chapter/Illustration	Partnumber	Nomenclature	UpA	eff
	34679	fuel capacity transmitter, front center tank	1	
		<i>Attaching Parts</i>		
	00388	counter flange N05801434 (incl. other Attaching Parts)	1	
	01382	Bolt DIN933 M5x30	5	
	11x4,7x0,6	Washer 11x4,7x0,6	5	
		***		
	33285	Fuel press sensor	1	
	73601.006	Adapter 1/8" NPT – 7/16" UNF	1	
				
	00810	washer AN960-C716	2	
	00178	nut AN924-04D	1	
	6C210.010	hose fuelflow 325mm, firewall to baffle	1	
	00174	bulkhead fitting AN837-4D	1	
	00178	nut AN924-4D	1	
	00810	washer AN960C716	1	
	NA4250	washer AN960C716L	1	
	6C210.020	hose fuelflow 690mm, baffle to injection manifold	1	
		<i>Attaching Parts</i>		
	00847	hose clamp	2	
	00589	bolt AN3-4A	1	
	87	nut MS20365-1032A	1	
	NA4126	washer NAS1149F0332R	1	
		***		
	73601.007	reducer fitting	1	

Chapter/Illustration	Partnumber	Nomenclature	UpA	eff
	7D111.23	flexible hose, engine mechanical fuel pump to FF XDCR	1	
	NA4008	fitting, flare to NPT	1	
	33288	fuel flow sensor <i>Attaching Parts</i>	1	
	7D111.021	attachment bracket	1	
	01719	bolt AN4-17A	2	
	00803	nut MS21042-4	2	
	NA4125	washer AN960C-416L ***	2	
	NA4008	fitting, flare to NPT	1	
	7D111.22	flexible hose, FF XDCR to engine fuel injector	1	
	33286	oil press sensor	1	
	73601.006	Adapter 1/8" NPT – 7/16" UNF	1	
	00810	washer AN960-C716	2	
	00178	nut AN924-04D	1	
	6C604.010	flexible hose oil pressure, 510mm, firewall to engine	1	
	33289	oil temp sensor	1	
	33568	CHT sensor	6	
	33569	EGT sensor, fast response	6	
	33290	OAT sensor	1	






Chapter/Illustration	Partnumber	Nomenclature	UpA	eff
	FA3008	shunt (for MVP-50) <i>Attaching Parts</i>	1	
	00543	bolt DIN933 M4x20	2	
	160	washer DIN9021-4.3	2	
	01075	washer DIN125-4.3	2	
	00075	nut LN9348-04 ***	2	
	7D111.1	cover for shunt (for MVP-50) <i>Attaching Parts</i>	1	
	01378	bolt DIN933 M4x12	2	
	160	washer DIN9021-4.3	2	
	01075	washer DIN125-4.3	2	
	00075	nut LN9348-04 ***	2	
	33115	voltage interface (for MVP-50)	1	

**Chapter/Illustration****Partnumber****Nomenclature****UpA eff****78****Exhaust**

Chapter/Illustration	Partnumber	Nomenclature	UpA	eff
<b>78-00</b>		<b>General</b>		
	33891	exhaust system assembly, complete except heat shroud, Gomolzig	1	
	32153	Exhaust system heat shroud with 2" flanges	1	
	or 03248	exhaust system heat shroud with 3" flanges (for cabin heat system)	1	
	Option 300/SC KBS04	exhaust system assembly, complete, Sky Dynamics 6in1, option	1	
	32347	. exhaust system assembly 6in1, Sky Dynamics	1	
	8C706.016-01	. bracket exhaust LH	1	
	8C706.016-02	. bracket exhaust RH	1	
	8C706.020-01-LK	. connection sheet, welded and painted	1	
	8C706.020-02-LK	connection sheet, welded and painted	1	
		<i>Attaching Parts</i>		
	00039	bolt LN9037-05032	2	
	05038	bolt LN9037-05038	1	
	00416	washer DIN125 - A 5,3 - 140 HV - galZnC"	3	
	00936	washer DIN9021 C25	3	
	00076	nut LN9348-05 Polystop	3	
	00592	bolt AN3-10	1	



Chapter/Illustration	Partnumber	Nomenclature	UpA	eff
	00416	. washer DIN125 - A 5,3 - 140 HV - galZnC"	1	
	00936	. washer DIN9021 C25	1	
	00805	. nut AN310-C3	1	
	01219	. cotter pin MS24665-151 ***	1	
	8C707.000	exhaust system assembly, complete, Chabord 6in2, option	1	
	33792	. exhaust system assembly 6in2, Chabord	1	
		<i>Attaching Parts</i>		
	05038	. bolt LN9037-05038	1	
	00416	. washer DIN125-5,3	2	
	00076	. nut LN9348-05 Polystop	1	
	33822	. nut Chabord ***	12	
	8C706.016-01	bracket exhaust LH	1	
	8C706.016-02	bracket exhaust RH	1	

**Chapter/Illustration****Partnumber****Nomenclature****UpA eff****79****Oil**

Chapter/Illustration	Partnumber	Nomenclature	UpA	eff
<b>79-20</b>		<b>Distribution</b>		
	31417	oil cooler Aero Classics	1	
	34674	oil cooler Niagara Thermal Prod.	a	
	83002.031-VB	oil cooler connection	1	
	32630	set fuel, oil and instrument lines (PTFE)	1	
	300/SC 2. Ölkühler	assy. additional oil cooler (option)	1	
	00107	. oil cooler Meggit		
	8C720.21	oil hose re cooler -> fr cooler	1	
	8C720.22	oil hose fr cooler -> engine	1	
	8C720.000-NRS	2 <sup>nd</sup> oil cooler retrofit kit	1	
	00107	. oil cooler Meggit	1	
	34675	. oil cooler Niagara	a	
	34676	. oil cooler Aero Classics	a	

---

Chapter/Illustration	Partnumber	Nomenclature	UpA	eff
----------------------	------------	--------------	-----	-----

---

**79-30****Indicating**

73601.006	adapter 1/8"NPT - 7/16" UNF	1
-----------	-----------------------------	---

*Attaching Parts*

00810	washer AN960-C716	2
-------	-------------------	---

00178	nut AN924-04D	1
-------	---------------	---

\*\*\*

73601.007	reducer fitting	1
-----------	-----------------	---

FI3002	oil pressure / oil temperature kit	1
--------	------------------------------------	---

33428	oil pressure / oil temperature kit	1
-------	------------------------------------	---





*Attaching Parts*




31567	bolt MS35214-28	4
-------	-----------------	---





\*\*\*

**Chapter/Illustration****Partnumber****Nomenclature****UpA eff****96****Smoke**



Chapter/Illustration	Partnumber	Nomenclature	UpA	eff
<b>96-00</b>		<b>General</b>		
	8C112.000	Smoke System		
	8C111.001-VM	. smoke tank	1	
		<i>Attaching Parts</i>		
	8C111.013-10-FB	. metal attachment belt (painted) front	1	
	8C111.013-20-FB	. metal attachment belt (painted) rear ***	1	
	8C113.001	. smoke injector for Sky Dynamics 6-in-1 exhaust	1	
	83103.002	. smoke injector for Gomolzig exhaust	1	
	86111.008-LK	. mounting plate	1	
	31634	. smoke pump	1	

Chapter/Illustration	Partnumber	Nomenclature	UpA	eff
	63212.091	. drain tube	1	
	8C115.010	. vent line, smoke tank	1	
	8C115.090	. drain line, smoke tank	1	
	8C115.020	. oil line, pump to valve	1	
	8C115.030	. oil line, tank to pump	1	
	8C115.080	. oil line, filter to fitting	1	
	84116.051	. hose, refill (pump)	1	
	86100.000-24	. hose, refill	1	
	73102.091-01	. bus, 9 holes	1	
	8C116.030	. hose, connection to exhaust	1	
	8C112.010	Smoke System Chabord 6-in-2		
	8C111.001-VM	. smoke tank	1	
	8C111.013-10-FB	Attaching Parts . metal attachment belt (painted) front	1	
8C111.013-20-FB	. metal attachment belt (painted) rear	1		
		***		

Chapter/Illustration	Partnumber	Nomenclature	UpA	eff
	83103.001	. smoke injector for Chabord 6-in-2 exhaust	2	
	86111.008-LK	. mounting plate	1	
	31634	. smoke pump	1	
	63212.091	. drain tube	1	
	8C115.010	. vent line, smoke tank	1	
	8C115.090	. drain line, smoke tank	1	
	8C115.020	. oil line, pump to valve	1	
	8C115.030	. oil line, tank to pump	1	
	8C115.080	. oil line, filter to fitting	1	
	84116.051	. hose, refill (pump)	1	
	86100.000-24	. hose, refill	1	
	73102.091-01	. bus, 9 holes	1	
	00164	fitting AN822-6D elbow	1	

Chapter/Illustration	Partnumber	Nomenclature	UpA	eff
	00159	. fitting AN816-4D nipple	2	
	83101.003	. Distribution block	1	
		Attaching Parts		
	01366	. bolt LN9037-05040	1	
	00936	. washer DIN9021-5,3	1	
	00416	. washer DIN125-5,3	1	
	00076	. nut LN9348-05	1	
		***		
	6C211.020	. hose, connection to distribution block	1	
	6C604.010	. hose, connection to smoke injection nozzle	2	